






# Nalgene Industrial Division 1977 Catalog

Plastic Tanks/Sinks  
Neutralization Tanks  
Fittings/Blowers  
Traps/Pumps





## Index

Cylindrical Tanks .....	5-12
Conical Bottom Tanks .....	10
Neutralization and Dilution Tanks .....	11
Horizontal Storage Tanks .....	13
Materials Handling Equipment ..	12-13
Rectangular Tanks .....	14-18
Trucks .....	12
Insulated Tanks .....	15
Fiberglass-Reinforced Polyester Tanks .....	18
Dollies .....	18
Special Tank Sizes .....	17
Hinged Covers .....	15
Equipment Support Covers .....	7
Halar E-CTFE Tanks .....	9, 16
Sinks .....	22-24
Traps and Drains .....	25
Blowers .....	19-21
Pumps .....	20, 31
Vapor and Splash Barrier .....	13
Fittings .....	26-28
Stands .....	8, 10
Dispensing and Storage Equipment .....	29-31
Chemical Resistance Data .....	32-34
Ordering Information .....	35
How to Use Your Nalgene Tank ..	4

## The Nalge One-Year Warranty

Compare the liberal terms of the Nalge Company Warranty for all its industrial products with those of any other in the plastics industry:

### 1. All Products

All the products in this catalog are guaranteed for one year from date of shipment. Nalge Company will repair or replace, f.o.b. factory, any product found upon inspection by Nalge to be of defective workmanship or material, or at its option refund the purchase price, provided the product is returned freight prepaid to such factory as Nalge Company may designate, with Nalge Company's prior written approval.

### 2. Additional Service Guarantee

In addition to the above guarantee, Nalge Company will repair or replace f.o.b. factory any polyethylene or polypropylene tank that fails to perform satisfactorily in service for a period not exceeding one year from date of shipment, provided that the tank is installed and used in accordance with Nalge Company's printed instructions attached to each tank and the chemical service and operating temperatures are rated satisfactory by Nalge in the chart on pages 32 to 34 of this catalog.

### 3. Modified Products

All products which are modified at the factory by customer request are guaranteed for one year from date of shipment. This warranty is *void* if the customer or someone other than Nalge Company modifies Nalgene products.

Nalge Company's liability with respect to its products is expressly limited to the remedies set forth above, such remedies are exclusive, and Nalge Company shall under no circumstances be liable for incidental or consequential damages.

We comply with the Fair Labor Standards Act of 1938, as amended.  
An Equal Opportunity Employer.

NALGENE, AGILE and MINI-VAPS are registered trademarks of Sybron Corporation.

### Photos opposite:

#### Nalgene tanks from drawing board to shipping dock ...

*Photo 1:* The Nalge Sales and Technical Service staff is ready to help you select tanks which will best fulfill your needs. We have 17 years experience in tooling design for rotomolding.

*Photo 2:* Chopped fiberglass and polyester resin are sprayed onto a steel mold and compressed firmly with rollers to form FRP (fiberglass reinforced polyester) casings and saddles. Large casings have embedded steel ribs.

*Photo 3:* Finished rotomolded tanks are removed from the mold and trimmed.

*Photo 4:* A large selection of standard fittings is available for installation according to customer's specifications. Nalge tanks install easily and connect to existing piping within minutes.

*Photo 5:* Large cylindrical tanks are supplied with stainless steel banded wooden girdles to maintain straight sides under heavy loads. Outlet fittings can be installed where needed.

*Photo 6:* Nalge's stretch wrap packaging method, unique for plastic tanks, assures the arrival of clean tanks, saves on weight and freight costs.


© Nalge Company 1977

# NALGENE® Tanks

## How they're made. How to select and use them.

The Nalgene Industrial Division of Nalge Company has many years of experience in designing and rotomolding plastic tanks. You will find in this catalog some 30 different models of plastic tanks and containers, with sizes ranging from 2 to 2,400 gallons.

Nalgene rotomolded tanks combine durability with economy. Compare them with tanks fabricated with more costly materials and processes.



### Methods and Materials

**Rotomolding**—Closed molds, loaded with predetermined amounts of powdered resin, are rotated simultaneously about two axes while being moved through heating and cooling chambers. This fuses the powdered resin into a seamless, homogenous structure with uniform wall thickness and a notable absence of stress points.

Nalgene tanks are available in six different plastics to meet your specific requirements:

#### Conventional Polyethylene (CPE)

Particularly practical for larger tanks. Excellent chemical resistance.

**Linear Polyethylene (LPE)** This rigid high-density resin has a hard, smooth finish that is easy to clean. Same high chemical resistance as CPE and even higher temperature resistance.

**Polypropylene (PP)** Rigid, translucent material has higher temperature limit (up to 230°F) and greater stress-crack resistance to chemicals than CPE or LPE. Not generally recommended for service in sub-freezing temperatures.

**Halar\* ethylene-chlorotrifluoroethylene (Halar E-CTFE)** This high performance material is capable of continuous service at temperatures to 275°F and is highly resistant to chemical stress cracking. It offers a unique combination of exceptional low temperature performance, superior impact strength over a broad temperature range including cryogenic range, and excellent chemical and abrasion resistance.

**Cross-linked Linear Polyethylene (XLPE)** This resin has exceptional impact strength and stress-crack resistance. Chemical resistance is comparable to that of LPE. Since XLPE becomes a thermoset after molding, fittings must be installed mechanically. XLPE tanks available on special order only. Contact factory in Rochester for prices and delivery.

#### Fiberglass-reinforced Polyester (FRP)

Formed in a controlled spray-up process, this material is used for a series of rigid, high-impact all-FRP tanks and has excellent chemical resistance.

\*Registered trademark of Allied Chemical Corp.

### How to use your Nalgene Tank

- If the tank will be subjected to heavy loads or stress—
  - Place the tank on a smooth flat surface. Maintain complete bottom support at all times, regardless of the type of tank involved.
  - Support the sides of all large rectangular tanks except those with fiberglass to prevent bulging and consequent increased stress. Supports should be built to the individual tanks to insure exact fit.
- Mount agitators, heaters and other heavy equipment on independent structural members. The flanges of Nalgene No. 13000 tanks are designed to support plating equipment.
- Keep immersion heaters a safe distance from tank wall (minimum 1/2-inch).
- Protect tank from impact, particularly at temperatures below 40°F. For low temperature service specify XLPE tanks.
- Protect natural (white) tanks from direct sunlight. Black tanks are recommended for outdoor use.
- Do not subject tanks to continuous operating temperatures exceeding those listed in the Selector Guide below.
- Use tanks in accordance with chemical resistance data given on pages 32-34.

### Selector Guide

The following table compares the plastics used in Nalgene tanks and casings according to their physical and chemical properties.

PROPERTIES	CPE	LPE	PP	XLPE	Halar E-CTFE	FRP
Chemical resistance	Generally excellent. See chart on pages 32-34.					See Chart
Stress-cracking resistance	Good	Very Good	Excellent	Excellent	Excellent	Not Applicable
Upper temperature limit*						
Unsupported	140°F	180°F	230°F	180°F	275°F	250°F**
FRP—Supported	212°F***	220°F	250°F	220°F	300°F	—
Lower temperature limit (approx.)	0°F	-60°F	+32°F	-140°F	-110°F	-67°F
Impact resistance	Good	Very good	Fair	Excellent	Good	Excellent
Abrasion resistance	Excellent	Very good	Very good	Very good	Excellent	Good
Rigidity	Fair	Good	Excellent	Good	Excellent	Excellent
Cleanability	Excellent	Excellent	Very good	Very good	Excellent	Very good
Translucence	Liquid level observable	Liquid level observable	Liquid level observable	Liquid level observable	Liquid level observable	Opaque
Weldability†	Weldable	Weldable	Weldable	Not Weldable	Weldable	Cementable
FDA acceptability	Yes	Yes	Yes	No	No	No
Color (natural)	White	White	Tan	Tan	White	Blue

\*Assuming acceptable chemical resistance at these temperatures.

\*\*Depending on corrosive environment. Recommended limit of 160°F for most corrosive liquids.

\*\*\*180°F for 500-gal. tanks and larger.


†Fittings can be installed by hot inert-gas welding.


# NALGENE® Cylindrical Tanks

A complete line of rugged, unbreakable, lightweight tanks in a variety of sizes from 5 to 2400 gallons. All are corrosion-resistant, seamless,

leakproof, chemically inert, noncontaminating and nontoxic. If you don't find tanks exactly suited to your requirements, we can make

special sizes from standard tanks as described on page 17. A variety of fittings are available—see pages 26 to 28.





## 11000 Series Cylindrical Tanks

**Heavy-duty, Calibrated.** These rotomolded tanks feature rigid, extra-heavy walls for maximum strength and durability under severe conditions. Ideal for a wide variety of applications, the 11000 Series tanks can safely handle corrosives—even hydrofluoric acid.

Visible liquid level and calibration allow convenient reading of contents. Top flange provides extra strength and ease of handling. Leakproof, one-piece construction eliminates seams, joints and welds. Special tank sizes are described on page 17.

### 11100 Linear Polyethylene Tanks

- Continuous service to 180°F; intermittent to 212°F
- Tough, chemically resistant walls for prolonged storage and mixing of acids, caustic and many other chemicals
- Excellent impact and abrasion resistance
- Visible liquid level; calibrated
- Smooth, easy-to-clean finish

For higher temperature resistance or storage of high density materials see 19000 Series with Fiberglass Casing.

Size Code	Cap., gal.	Calibration, gal.	I.D. x Depth, in.	Approx. wall thickness, in.	11100 Tanks Price, ea.	11103 Covers Price, ea.	
-0005	5	.5	11 x 15	3/32	\$15.00	Free cover included with each tank	
-0007	7 1/2	.5	12 x 18	3/32	18.00		
-0010	10	1.0	13 x 19	3/32	24.00		
-0015	15	1.0	14 x 27	3/32	33.00		
-0017	17	2.5	18 x 15	3/32	40.00		
-0030	30	2.5	18 x 29	3/32	55.00		
-0055	55	2.5	22 x 36	3/16	75.00		
-0080	80	5.0	24 x 48	3/16	130.00		\$11.00
-0100	100	5.0	28 x 42	1/4	140.00		13.00
-0150	150	10.0	31 x 48	1/4	180.00		15.00
-0200	200	25.0	36 x 48	1/4	210.00	17.00	
-0275	275	25.0	42 x 48	1/4	260.00	28.00	
-0360	360	25.0	48 x 48	1/4	360.00	48.00	

### 11200 Polypropylene Tanks

- Continuous service to 230°F; for above 32°F use only
- Chemical resistance similar to 11100 tanks
- Better organic chemical tolerance
- Excellent stress-crack resistance

Size Code	Cap., gal.	Calibration, gal.	I.D. x Depth, in.	Approx. wall thickness, in.	11200 Tanks Price, ea.	11203 Covers Price, ea.	
-0005	5	.5	11 x 15	3/32	\$23.00	Free cover included with each tank	
-0007	7 1/2	.5	12 x 18	3/32	27.00		
-0010	10	1.0	13 x 19	3/32	36.00		
-0015	15	1.0	14 x 27	3/32	50.00		
-0017	17	2.5	18 x 15	3/32	60.00		
-0030	30	2.5	18 x 29	3/32	82.00		
-0055	55	2.5	22 x 36	3/16	112.00		
-0080	80	5.0	24 x 48	3/16	195.00		\$17.00
-0100	100	5.0	28 x 42	1/4	210.00		20.00
-0150	150	10.0	31 x 48	1/4	270.00		23.00
-0200	200	25.0	36 x 48	1/4	315.00	26.00	
-0275	275	25.0	42 x 48	1/4	390.00	42.00	
-0360	360	25.0	48 x 48	1/4	540.00	+	

†To order cover for 11200-0360 tank, order 11103-0360 polyethylene cover above.

### 11000 Conventional Polyethylene Tanks

- Continuous service to 140°F; intermittent to 160°F
- Very good chemical resistance
- Best buy for larger tanks

Size Code	Cap., gal.	Calibration, gal.	I.D. x Depth, in.	Approx. wall thickness, in.	11000 Tanks Price, ea.	11003 Covers Price, ea.
-0500	500	25.0	52 x 60	3/16	\$480.00	\$55.00
-1200	1200	—	69 x 84	3/8	1200.00	150.00
-2400	2400	—	78 x 126	3/8	2300.00	350.00

### 11011 Steel-banded Wooden Girdle


To assure straight sides even under heavy loads, a steel-banded wooden girdle is available for 1200 gal. and 2400 gal. tanks.


Size Code	Tank Cap., gal.	11011 Girdle Price, ea.
-1200	1200	\$332.00
-2400	2400	595.00

### 11102 Linear Polyethylene and 11202 Polypropylene Tanks with Spigot

Same as 11100 and 11200 tanks, but with No. 96241 needle-type spigot installed for draw-off. Applications include laboratory and photographic chemical dispensing. Free cover included with each tank.

Size Code	Cap., gal.	Covers included	-0005	-0007	-0010	-0015	-0030	-0055
11102 LPE Tanks, Price, ea.			\$33.00	\$36.00	\$42.00	\$51.00	\$73.00	\$93.00
11202 PP Tanks, Price, ea.			41.00	45.00	54.00	68.00	100.00	130.00





## 19000 Series Cylindrical Tanks

### with Fiberglass Reinforced Polyester (FRP) Casings

These are exceptionally strong, durable tanks designed for tough jobs where an extra margin of safety is needed. Use for solutions of high specific gravity or when even a slight degree of bulge cannot be tolerated. The FRP casings

provide added strength and rigidity; never need painting or maintenance. Chemically resistant, seamless 11000 series tanks serve as liners.

**Note: Do not use casing as a tank. Always use a liner.**

#### 19100 Linear Polyethylene Liner, Fiberglass Casing

- Continuous service to 220°F
- Designed for high temperatures and heavy loads
- Completely self-supporting for added safety
- Hard, smooth finish of LPE liners easily cleaned and abrasion-resistant

Smaller sizes quoted on request

Size Code	Cap., gal.	I.D. x Depth, in.	Approx. wall thickness, in.		19100* Tanks Price, ea.	11103 Covers Price, ea.
			Liner	Casing		
-0030	30	18 x 29	5/32	3/16	\$152.00	included
-0055	55	22 x 36	3/16	3/16	204.00	included
-0080	80	24 x 48	3/16	3/16	272.00	\$11.00
-0100	100	28 x 42	1/4	3/16	309.00	13.00
-0150	150	31 x 48	1/4	3/16	364.00	15.00
-0200	200	36 x 48	1/4	3/16	440.00	17.00
-0275	275	42 x 48	1/4	3/16	510.00	28.00
-0360	360	48 x 48	1/4	3/16	635.00	48.00

\*Includes LPE tank and fiberglass casing.

#### 19200 Polypropylene Liner, Fiberglass Casing

- Continuous service to 250°F; for above 32°F use only
- Completely self-supporting

Smaller sizes quoted on request

Size Code	Cap., gal.	I.D. x Depth, in.	Approx. wall thickness, in.		19200* Tanks Price, ea.	11203 Covers Price, ea.
			Liner	Casing		
-0030	30	18 x 29	5/32	3/16	\$179.00	included
-0055	55	22 x 36	3/16	3/16	241.00	included
-0080	80	24 x 48	3/16	3/16	337.00	\$17.00
-0100	100	28 x 42	1/4	3/16	379.00	20.00
-0150	150	31 x 48	1/4	3/16	454.00	23.00
-0200	200	36 x 48	1/4	3/16	545.00	26.00
-0275	275	42 x 48	1/4	3/16	640.00	42.00
-0360	360	48 x 48	1/4	3/16	815.00	†

†To order cover for 19200-0360 tank, order 11103-0360 polyethylene cover above.

\*Includes PP liner and fiberglass casing.

#### 19000 Conventional Polyethylene Liner, Fiberglass Casing

- Continuous service to 180°F
- Casing makes tank completely self-supporting for added safety
- Big tanks at reasonable prices

Size Code	Cap., gal.	I.D. x Depth, in.	Approx. wall thickness, in.		19000* Tanks Price, ea.	11003 Covers Price, ea.
			Liner	Casing		
-0500	500	52 x 60	5/16	3/16	\$795.00	\$55.00
-1200	1200	69 x 84	3/8	1/4	2693.00	150.00

\*Includes CPE liner and fiberglass casing.

#### 87400 Polypropylene Equipment Support Covers

- Designed for mounting pumps, filters, mixers, heaters, level controls, switches, fittings, dip-tubes, etc.
- Strong—supports 30 lbs. continuous load—yet easy to drill
- Snug fit prevents shifting
- Sized for 55 gal. cylindrical tanks and 24" x 18" rectangular tanks
- Special sizes and handles available on request. Contact our sales department for specifications and prices.

Size Code	For use with	87400 Covers Price, ea.	
		Size	Price, ea.
-0001	55 gal. cylindrical tanks	1/2" x 23" dia.	\$42.00
-2418	24" x 18" rectangular tanks	1/2" x 20 1/4" x 26 1/2"	45.00





## Lightweight Cylindrical Tanks


Calibrated, Linear Polyethylene. Light in weight and easy to handle, yet rigid and self-supporting. They are the economical choice for general utility use. Excellent chemical resistance for wide

variety of applications. Approximate wall thickness is  $\frac{3}{32}$ ". If special welded fittings are needed, the 11000 Series tanks are recommended.

### 54100 Linear Polyethylene Tanks

- Continuous service to 180°F; intermittent to 212°F
- Visible liquid level; calibrated; lightweight
- Excellent as a drum liner for plating chemicals
- Widely used for chlorination of water
- Safe for handling corrosive chemicals
- Cover included with each tank

Size Code	Cap., gal.	Calibration, gal.	Outside Dia., in.	Flange Dia., in.	Overall Depth, in.	54100 Tanks Price, ea.	Covers
-0005	5	.5	11	11 $\frac{7}{8}$	15	\$13.00	Free cover included with each tank
-0007	7 $\frac{1}{2}$	.5	12 $\frac{1}{6}$	13 $\frac{3}{8}$	17 $\frac{3}{4}$	15.00	
-0010	10	1.0	13 $\frac{1}{2}$	14 $\frac{1}{4}$	20 $\frac{1}{2}$	20.00	
-0015	15	1.0	13 $\frac{3}{4}$	15	27 $\frac{5}{8}$	26.00	
-0030	30	2.5	18 $\frac{1}{8}$	19 $\frac{1}{8}$	29 $\frac{3}{8}$	35.00	
-0055	55	2.5	22 $\frac{3}{8}$	23 $\frac{3}{8}$	35 $\frac{3}{8}$	40.00	



### 54102 Linear Polyethylene Tanks with Spigot Lightweight, Calibrated

Same as 54100 tanks but with No. 96421 needle-type spigot installed for draw-off. Applications include laboratory and photographic chemical dispensing. Cover included with each tank.

Size Code	Cap., gal.	54102 Tanks, Price, ea.	-0005	-0007	-0010	-0015	-0030	-0055
			5	7 $\frac{1}{2}$	10	15	30	55
		\$31.00	\$33.00	\$38.00	\$44.00	\$53.00	\$58.00	



### 54105 Linear Polyethylene Tanks with Faucet Lightweight, Calibrated

Same as 54100 tanks but with No. 97425 self-closing polypropylene faucet installed. Applications include laboratory, reagent and photographic chemical and water dispensing. Cover included with each tank.

Size Code	Cap., gal.	54105 Tanks, Price, ea.	-0005	-0007	-0010	-0015	-0030	-0055
			5	7 $\frac{1}{2}$	10	15	30	55
		\$21.00	\$23.00	\$28.00	\$34.00	\$43.00	\$48.00	



### 54104 Linear Polyethylene Floating Cover

- Continuous contact with liquids reduces evaporation, fumes, and surface oxidation
- Designed for use with all straight wall cylindrical tanks
- Resists corrosion
- $\frac{1}{8}$ " wall thickness
- Larger sizes available on request

Size Code	Cover Dia. in.	Fits Tank Sizes	54104 Cover Price, ea.
-0011	10 $\frac{1}{2}$	-0005	\$8.00
-0012	11 $\frac{1}{4}$	-0007	9.00
-0013	12 $\frac{1}{6}$	-0010	10.00
-0014	13 $\frac{1}{4}$	-0015	11.00
-0018	17 $\frac{1}{2}$	-0030*	12.00
-0022	21 $\frac{3}{8}$	-0055	14.00

\*Also fits tanks size -0017.



### 19009 Stands for Cylindrical Tanks


- Heavy-duty braced steel stands support tank with full liquid load
- Epoxy paint helps prevent corrosion
- Overall height of 24" elevates tank 22"
- Hole diameter of 8" allows drain installation
- Stands for 275 gal. tanks and larger have 6 legs

(Special modifications such as height change, casters, etc. available on request.)

Size Code	Tank Size, gal.	19009 Stands Price, ea.	19010 Stands w/Agitator Support
-0030	30	\$100.00	\$129.00
-0055	55	110.00	139.00
-0080	80	125.00	156.00
-0100	100	150.00	181.00
-0150*	125 & 150	160.00	193.00
-0200	200	175.00	208.00
-0275	275	220.00	253.00
-0360	360	250.00	283.00
-0500	500	285.00	320.00
-1200	1200	575.00	620.00

\*For both 125 and 150 gallon tanks






### 55105 Linear Polyethylene Tanks

- Continuous service to 180°F; intermittent to 212°F
- Calibrated at 2½ gal. intervals
- ½" wall thickness
- Excellent as a drum liner for metal finishing industry
- Ideal for temporary storage and transfer of chemicals and food products
- Cuff-type flange fits over the top edge of the drum and prevents leakage between liner and drum
- Bottom of tank rests on bottom of drum

Size Code	Cap., gal.	Outside Dia., in.	Flange Dia., in.	Overall Depth, in.	55105 Tanks Price, ea.	Covers
-0030	30	17⅞	19⅞	28¼	\$37.00	included
-0055	55	22⅞	24	35¼	42.00	included



### 55110 Linear Polyethylene Tapered Tanks

- Continuous service to 180°F; intermittent to 212°F
- Tapered for nesting; save on shipping and storage costs
- Use as drum liner for metal finishing
- Ideal for temporary storage and transfer of chemicals and food products
- Save 10% by ordering nested packages of 5 (See No. 55114)


Size Code	Cap., gal.	Outside Dia., in.	Flange Dia., in.	Overall Depth, in.	Ordered individually	Nested Packages of 5
					55110 Tanks Covers included Price, ea.	55114 Tanks Covers included Price, per pkg.
-0030	30	17⅞	19¾	28⅞	\$37.00	\$166.00
-0055	55	22⅞	24	35¼	42.00	189.00



### 56100 Linear Polyethylene General Purpose Containers

- Continuous service to 180°F; intermittent to 212°F
- Rigid, self-supporting, lightweight and portable
- Visible liquid level; calibrated
- Tapered for nesting; save on shipping and storage costs
- Suitable for handling solids, liquids, disposable materials and waste
- Ideal for chlorination of water
- The 150 gal. size fits through standard door opening
- Save 10% by ordering in lots of 5 (See No. 56104)

Size Code	Cap., gal.	Outside Dia., in.	Flange Dia., in.	Overall Depth, in.	Ordered Individually	Nested Packages of 5
					56100 Tanks Covers included Price, ea.	56104 Tanks Covers included Price, per pkg.
-0030	30	21	22¼	22¼	\$34.00	\$153.00
-0050	50	21	22¼	38¼	38.00	171.00
-0150	150	27	32	55	110.00	495.00



### 31300 Halar E-CTFE Tanks

- Extremely wide temperature range from -110°F to 275°F; intermittent to 300°F
- Highest performance material; very resistant to chemical stress cracking
- Excellent chemical and abrasion resistance
- Superior impact strength
- Excellent for use in etching printed circuits
- Can be used with nearly all acids, bases and solvents\*
- Teflon ¼" bulkhead fitting available

Size Code	Cap., gal.	I.D. x Depth, in.	Approx. wall thickness, in.	31300 Tank** Price, ea.
-0005	5	11 x 15	⅙	\$123.00
-0007	7½	12 x 18	⅙	141.00
-0010	10	13 x 19	⅙	157.00

\*\*Linear polyethylene or polypropylene covers available on request.

\*Above 100°F, nitric acid, amines and bromine will attack Halar.



### 86001 Teflon Bulkhead Fitting Installed on Halar Tanks

Two-part fitting that screws together over a hole cut in the tank. Teflon bead seal eliminates need for gasket. Specify exact location.

Size Code	Size, female pipe thread	86001 Bulkhead Fitting Installed Price, ea.
-0025	¼"	\$43.00



## 16000 Series Conical-Bottom Tanks

These heavy-duty tanks, like the 11000 Series, have rigid, extra-heavy walls for maximum strength and durability under severe conditions. The conical bottom permits complete drainage

from the tank. Angle of cone is 12° on 500 gallon tanks, 25° on 2000 gallon tank, 19° on all other sizes. For outlet fittings see pages 26 to 28.

### 16100 Linear Polyethylene Tanks

- Continuous service to 180°F; intermittent to 212°F
- Complete drainage of liquids
- Clean easily for high-purity applications
- Excellent resistance to chemicals, impact and abrasion
- Hard, smooth surface for easy cleaning

Size Code	Cap., gal.	Calibration, gal.	I.D. x Depth, in.	Approx. wall thickness, in.	16100 Tanks Price, ea.	Covers
-0030	30	2.5	18 x 30	$\frac{3}{32}$	\$72.00	included
-0055	55	2.5	22 x 37	$\frac{3}{16}$	105.00	included

### 16000 Conventional Polyethylene Tanks

- Continuous service to 140°F; intermittent to 160°F
- Excellent chemical resistance
- Complete drainage of liquids
- Economical tanks with heavy walls

Size Code	Cap., gal.	Calibration, gal.	I.D. x Depth, in.	Approx. wall thickness, in.	16000 Tanks Price, ea.	16003 Covers Price, ea.
-0100	100	5.0	31 x 37	$\frac{5}{16}$	\$185.00	\$18.00
-0250	250	25.0	42 x 48	$\frac{3}{16}$	285.00	35.00
-0500	500	—	52 x 64	$\frac{3}{16}$	575.00	178.00
-2000	2000	—	78 x 120	$\frac{3}{8}$	2000.00	234.00



## 17000 Series Conical-Bottom Tanks

### with Fiberglass-Reinforced Polyester (FRP) Casing

Series 16000 tanks serve as liners for these durable, high-temperature tanks. Casings of FRP provide added strength and rigidity.

**Note: Do not use casing alone as a tank—always use a liner.**

### 17100 Linear Polyethylene Liner, Fiberglass Casing

- Continuous service to 220°F
- FRP casings provide added strength
- Complete drainage
- Superior chemical and temperature resistance
- Hard, smooth surface of LPE liners is easily cleaned

Size Code	Cap., gal.	I.D. x Depth, in.	Approx. wall thickness, in.		17100* Tanks Price, ea.	Covers
			Liner	Casing		
-0030	30	18 x 30	$\frac{3}{32}$	$\frac{3}{16}$	\$245.00	included
-0055	55	22 x 37	$\frac{3}{16}$	$\frac{3}{16}$	286.00	included

\*Includes LPE liner and fiberglass casing.

### 17000 Conventional Polyethylene Liners, Fiberglass Casing

- Continuous service to 212°F (180°F for 500 gallon tanks)
- FRP casings provide added strength for larger sizes
- Best buy for larger size tanks

Size Code	Cap., gal.	I.D. x Depth, in.	Approx. wall thickness, in.		17000* Tanks Price, ea.	16003 Covers Price, ea.
			Liner	Casing		
-0100	100	31 x 37	$\frac{5}{16}$	$\frac{3}{16}$	\$412.00	\$18.00
-0250	250	42 x 48	$\frac{3}{16}$	$\frac{3}{16}$	584.00	35.00
-0500	500	52 x 64	$\frac{5}{16}$	$\frac{3}{16}$	1110.00	178.00

\*Includes CPE liner and fiberglass casing.



### 17009 Stand for Conical-Bottom Tanks

- Heavily-braced steel stands
- Epoxy paint helps prevent corrosion
- All sizes have 8 inch hole diameter for fittings
- Overall height of 24 inches except for 2000 gal. size\*
- Six legs on stands for 250 gallon and larger tanks

Special modifications available on request.

\*Overall height of No. 17009 2000 gal. stand is 130 inches including 72 inch high steel girdle to assure straight sides even under heavy loads. The steel girdle acts in place of the FRP casing.

Size Code	Tank Size, gal.	Height,** in.	17009 Stands Price, ea.	17010 Stands w/Agitator support
-0030	30	19 $\frac{1}{4}$	\$133.00	\$162.00
-0055	55	18 $\frac{3}{8}$	165.00	194.00
-0100	100	17 $\frac{3}{8}$	187.00	218.00
-0250	250	14 $\frac{7}{8}$	253.00	286.00
-0500	500	16 $\frac{3}{4}$	357.00	392.00
-2000*	2000	26	2620.00	2680.00

\*\*At tip of tank cone.

# 97000 Series Batch Neutralization and Dilution Tanks



These are heavy-duty tanks, built to withstand the heat of neutralization and the corrosive attack of acids and alkalis. They are molded in one piece from virgin polyethylene, and are inexpensive, unbreakable and easy to install.

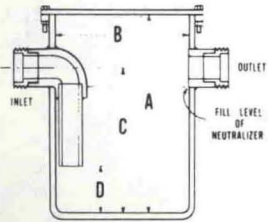
Triple-welded fittings are molded from the same high grade resins as the tanks. A complete selection of inlet and outlet adapters permit connection to any piping material. Inlet and outlet will be installed at prices indicated below and in positions shown in drawings unless otherwise specified. Prices for inlets and outlets are in addition to tank price.

Inexpensive limestone or marble chunks are

used in the neutralization tanks. Successful neutralization involves the resolution of many factors, including flow rate, volume, composition and temperature of effluent, amount of time exposed to limestone, surface area of limestone.

Neutralization tank extensions are available. Call our Sales Department for prices and specifications.

NOTE: Since effective neutralization is a complex process, Nalge Company recommends the employment of professional assistance to analyze the effluent, recommend appropriate equipment and prescribe necessary maintenance services before ordering neutralization tanks.



## 97000 Black Conventional Polyethylene Batch Neutralization and Dilution Tanks

- Continuous service to 140°F; intermittent to 180°F
- Open-top design with heavy-gauge bolt-down cover, neoprene gasket and stainless steel nuts, bolts and washers furnished
- Eleven different sizes—5 to 1200 gallons
- 1200 gallon tank furnished with steel-banded wooden girdle for extra strength.
- Inlets and outlets are priced separately (See chart below)

Size Code	-0005	-0015	-0030	-0055	-0100	-0150	-0200	-0250	-0350	-0500	-1200
Cap., gal.	5	15	30	55	100	150	200	250	350	500	1200
Dimension A, in.	16	15	27	33	42	46	46	44	46	60	84
Dimension B, in.	10	18	18	22	28	31	36	42	48	52	69
Dimension C, in.	12	10	22	27	36	38	38	36	38	52	72
Dimension D, in.	2	2	3	3	4	6	6	6	6	6	8
Approx. wall thickness, in.	3/16	3/16	3/16	3/16	1/4	1/4	1/4	1/4	3/8	3/8	3/8
Usable volume, cu. ft.	0.58	1.33	3.06	5.34	12.00	15.97	20.83	26.51	36.52	61.05	149.24
Max. inlet & outlet, in.	2	3	3	4	4	4	6	6	6	6	6
<b>97000 Tanks, Price, each**</b>	<b>\$110.00</b>	<b>\$156.00</b>	<b>\$177.00</b>	<b>\$222.00</b>	<b>\$315.00</b>	<b>\$426.00</b>	<b>\$473.00</b>	<b>\$650.00</b>	<b>\$702.00</b>	<b>\$1260.00</b>	<b>\$3328.00</b>

\*\*Price includes tank, cover, nuts, bolts and gasket only. Inlets and outlets are priced separately below.

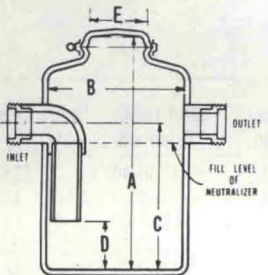


## 97100 Black Linear Polyethylene Batch Neutralization and Dilution Tanks

- Continuous service to 180°F; intermittent to 212°F
- Closed-top design with cover, gasket and stainless steel V-band
- Three sizes—55, 100 and 250 gallon
- Excellent chemical, impact and abrasion resistance

Size Code	-0055	-0100	-0250
Cap., gal.	55	100	250
Dimension A, in.	37	46	50
Dimension B, in.	22	28	42
Dimension C, in.	27	36	36
Dimension D, in.	3	4	6
Dimension E, in.	18	18	18
Approx. wall thickness, in.	3/16	1/4	1/4
Usable volume, cu. ft.	5.0	11.5	25.0
Max. inlet & outlet, in.	4	4	6
<b>97100 Tanks, Price, each*</b>	<b>\$130.00</b>	<b>\$150.00</b>	<b>\$225.00</b>

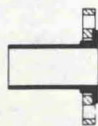
\*Price includes tank, cover and V-band only. Inlets and outlets are priced separately below.



## Inlets and Outlets

To determine the total price of the complete neutralization tank, add the price of each inlet and outlet required to the price of the tank. Inlet

includes connecting adapter, elbows and dip pipe. If a vent is required, order any outlet listed in the chart.



Size Code	Pipe Size, in.	Flange (drilled to 150 lb. ASA)		NPT female threads to male IPS threads		Mechanical joint to hi-silicon iron pipe		Plain end pipe connections 4" long		NPT threads to female IPS threads	
		96401 Inlet	93400 Outlet	99840 Inlet	93840 Outlet	96804 Inlet	96800 Outlet	92800 Inlet	92801 Outlet	96857 Inlet	93857 Outlet
-0150	1 1/2	\$62.00	\$53.00	\$36.00	\$27.00	\$39.00	\$30.00	\$31.00	\$17.00	\$35.00	\$20.00
-0200	2	71.00	61.00	44.00	33.00	49.00	39.00	38.00	18.00	42.00	21.00
-0300	3	104.00	69.00	67.00	58.00	73.00	61.00	61.00	21.00	67.00	23.00
-0400	4	123.00	79.00	86.00	73.00	92.00	79.00	75.00	26.00	83.00	28.00
-0600	6	174.00	89.00	—	—	—	—	95.00	68.00	—	—



### 26900 Heavy Duty Conventional Polyethylene Truck

- Resin meets FDA requirements
- Excellent chemical and abrasion resistance; easy to clean
- Can handle loads up to 1000 lbs.
- Removable tapered body in coated tubular steel chassis (Stainless steel chassis available on request —contact our sales department for prices.)

Length x Width x Depth, in.	Cap., gal.	Wheels, in.	Size Code	26900 Truck Price, ea.	Size Code	26903 Cover Price, ea.
39 x 27 x 31	80	4	-0001	\$255.00	-3927	\$35.30
39 x 29 x 34	96	4	-0002	278.00	-3929	41.00
43 x 31 x 34	112	4	-0003	289.00	-4331	44.00



### 21100 Black Linear Polyethylene Transfer and Processing Tank

- Continuous service to 180°F; intermittent to 212°F
- Black resin resists sunlight and permits storage of light-sensitive materials
- Closed-top design and leakproof cover
- Transfer and process liquids without exposure or spilling
- Covers and gasket secured with stainless steel V-bands with trunion bolts

(Recommended only for shipping materials classified nonhazardous by D.O.T., pending approval for other uses)

Size Code	Cap., gal.	Top opening I.D., in.	Outside Dia., in.	Overall Height, in.	Approx. wall thickness, in.	21100 Tank Price, ea.
-0055	55	18	22 $\frac{3}{8}$	37 $\frac{1}{2}$	$\frac{3}{16}$	\$130.00
-0100	100	18	28 $\frac{1}{2}$	46 $\frac{7}{8}$	$\frac{1}{4}$	150.00
-0250	250	18	42 $\frac{1}{2}$	50 $\frac{1}{4}$	$\frac{1}{4}$	225.00



### 23100 Black Linear Polyethylene Transfer and Processing Tank with Fiberglass-reinforced Polyester Casing

- Same as 21100 but has fiberglass-reinforced polyester casing
- Continuous service to 220°F
- Recommended for hot or high-density materials or for other severe service conditions

(Recommended only for shipping materials classified nonhazardous by D.O.T., pending approval for other uses)

Size Code	Cap., gal.	Top opening I.D., in.	Outside Dia., in.	Overall Height, in.	Approx. wall thickness, in.	23100* Tank and FRP Casing Price, ea.
-0055	55	18	22 $\frac{3}{8}$	37 $\frac{1}{2}$	$\frac{3}{16}$	\$250.00
-0100	100	18	28 $\frac{1}{2}$	46 $\frac{7}{8}$	$\frac{1}{4}$	307.00
-0250	250	18	42 $\frac{1}{2}$	50 $\frac{1}{4}$	$\frac{1}{4}$	431.00

\*Includes black LPE tank and fiberglass casing.



### 18000 Black Conventional Polyethylene Brine Tanks

- Continuous service to 140°F; intermittent to 160°F
- Black resin provides protection against ultraviolet light when used outdoors
- Excellent for industrial water-conditioning equipment and many other chemical applications
- For fittings refer to pages 26 to 28

Size Code	Cap., gal.	I.D. x Depth, in.	Approx. wall thickness, in.	18000 Tanks Price, ea.	18003 Covers Price, ea.
-0080	80	24 x 48	$\frac{3}{16}$	\$130.00	\$11.00
-0125	125	30 x 48	$\frac{3}{16}$	160.00	15.00
-0200	200	36 x 48	$\frac{1}{4}$	210.00	17.00
-0275	275	42 x 48	$\frac{1}{4}$	260.00	28.00
-0360	360	48 x 48	$\frac{1}{4}$	360.00	48.00
-0450	450	52 x 52	$\frac{1}{4}$	420.00	50.00



### 24100 Linear Polyethylene Horizontal Storage Tanks

- Continuous service to 180°F; intermittent to 212°F
- Resin provides excellent chemical resistance
- Smooth, seamless interior for easy cleaning
- Tight-fitting, secure LPE cover
- Perfect for storage and distribution of chemicals, distilled water, herbicides, insecticides and liquid fertilizers
- No. 24107 has 1½ inch half-coupling on lower flat
- No fittings on No. 24100; see page 26 for complete available fittings for either tank
- Sizes smaller than 300 gallons not ribbed

(Optional fiberglass-reinforced polyester saddle available separately. When tank and saddle are ordered together, tank will be securely mounted to saddle at the factory.)

Size Code	Cap., gal.	Top opening I.D., in.	Outside Dia., in.	Overall Length, in.	24100 Tanks w/o fitting	24107 Tanks w/fitting	24400 Saddles Price, ea.
-0055	55	6	24	36	\$100.00	\$127.00	\$100.00
-0110	110	6	28	50	150.00	177.00	121.00
-0200	200	6	33	65	240.00	267.00	165.00
-0300	300*	10	38	72	307.00	334.00	202.00
-0500	485*	10	48	75	475.00	502.00	490.00

\*Ribbed for extra rigidity.




### 24500 Polyethylene Horizontal Storage Tanks with Ultra Violet Light (UV) Inhibitor

- Continuous service to 180°F; intermittent to 212°F
- LPE used for 55, 110, and 200 gallon capacity; CPE for 300 and 485 gallon capacity tanks
- Same as No. 24100 but has UV inhibitor for prolonged use in sunlight
- Sizes smaller than 300 gallons not ribbed (see photo of No. 24100)

Note: Not approved for handling food products

Size Code	Cap., gal.	Top opening I.D., in.	Outside Dia., in.	Overall Length, in.	24500 Tanks w/o fitting	24507 Tanks w/fitting	24400 Saddles Price, ea.
-0055	55	6	24	36	\$100.00	\$127.00	\$100.00
-0110	110	6	28	50	150.00	177.00	121.00
-0200	200	6	33	65	240.00	267.00	165.00
-0300	300*	10	38	72	307.00	334.00	202.00
-0500	485*	10	48	75	475.00	502.00	490.00

\*Ribbed for extra rigidity and molded from CPE.



### 5396 Mini-Vaps® Vapor and Splash Barrier

- Continuous service to 140°F; intermittent to 180°F
- Minimizes splash loss, evaporation, mist
- Reduces ventilation requirements; safeguards personnel and equipment from harmful fumes
- Lowers heating costs; saves energy
- Solid construction; won't sink or split
- Are effective in tanks used for cleaning, plating, pickling, sorting, and dyeing

Size Code	-0005	-0025	-0050
Pounds per package	5	25	50
Price, per package	\$18.00	\$83.00	\$151.00

Mini-Vaps vapor and splash barriers are puncture-proof, noncontaminating, interlocking floats of expanded polyethylene. Unaffected by alkalis, salt solution, most aqueous solutions and acids—with the exception of strong solvents, hot oxidizing agents such as concentrated nitric acid and chromic acid.

Dimensions, in. (nom.) . . . 1½ x ¾  
 Pieces per lb. (approx.) . . . . 150  
 Approximate coverage  
 1" layer to retard evaporation and splash loss . 1.5 lbs./sq. ft.  
 2" layer for maximum evaporation and retardation . . . . 3.0 lbs./sq. ft.



### 5350 Linear Polyethylene Small Plating Tanks

- Continuous service to 180°F; intermittent to 212°F
- Extra heavy walls—completely self-supporting
- Excellent chemical resistance; use with highly aggressive chemicals
- Ideal for experimental work
- Friction-fit covers

Size Code	Cap., gal.	O.D. x Height, in.	No. in Case*	5350 Tanks Price, ea.*
-0010	1	6½ x 9½	6	\$ 9.00
-0035	3½	10¼ x 11¼	1	21.28
-0050	5	10¼ x 16¼	1	24.12


\*(Sold in case lots only)


## NALGENE<sup>™</sup> Rectangular Tanks

A complete line of rectangular polyolefin tanks from 2 to 500 gallons to meet a wide variety of applications. All Nalgene rectangular tanks are tough, unbreakable, seamless and stress-free. Molded

from premium-grade resins for highest chemical resistance—nontoxic, noncontaminating and unaffected by alkalis, salt solutions and most acids, including hydrofluoric. All tanks have straight, vertical walls. Leakproof—because there are no seams. Corners are rounded for easy cleaning. Top flange provides extra strength and ease of handling. Standard fittings are available; see pages 26-28. Special tank sizes can be made to order—see page 17.

All-FRP tanks, No. 26400, are listed on page 18.





## 14000 Series Rectangular Tanks

**General purpose, heavy-duty.** Series 14000 Tanks are available in linear polyethylene and polypropylene, which can be used in a wide variety of applications. Heavy walls for strength and reliability under severe operating conditions. Suitable for many applications in research, light manufacturing, materials handling and storage.

Ideal for processing printed circuit boards and small plating operations. Approximate wall thickness of 60 and 90 gallon tanks is  $\frac{3}{8}$  inch; for other tanks,  $\frac{1}{2}$  inch.

For applications involving higher temperatures and/or higher specific gravity, the larger size tanks need additional support.

### 14100 Linear Polyethylene Tanks

- Continuous service to 180°F; intermittent to 212°F
- Translucent; visible liquid level
- High abrasion and impact resistance
- Excellent chemical and abrasion resistance
- Sixteen different sizes with 2 to 90 gallon capacities
- Wide range of uses includes plating processes, photofinishing applications, and food handling
- Free cover included with each tank

### 14200 Polypropylene Tanks

- Continuous service to 230°F; not recommended below 32°F
- Superior chemical and stress-cracking resistance
- Wide range of applications includes plating and industrial lab use
- Free cover included with each tank

Size Code	Length x Width x Depth, in.	Cap., gal.	14100 Tanks Price, ea.	14200 Tanks Price, ea.	Covers
-0002	8 x 8 x 8	2	\$17.00	\$26.00	Free cover included with each tank
-0005	14 x 10 x 10	6	22.00	33.00	
-0010	12 x 12 x 12	7	26.00	39.00	
-0015	18 x 12 x 12	11	35.00	53.00	
-0020	24 x 12 x 12	15	45.00	68.00	
-0030	18 x 4 x 18	6	34.00	51.00	
-0035	12 x 12 x 18	11	46.00	69.00	
-0040	18 x 12 x 18	15	45.00	68.00	
-0045	24 x 18 x 18	30	58.00	87.00	
-0050	36 x 20 x 20	60	92.00	138.00	
-0055	12 x 12 x 24	15	50.00	75.00	
-0060	18 x 12 x 24	22	60.00	90.00	
-0065	24 x 18 x 24	45	75.00	113.00	
-0070	36 x 24 x 24	90	135.00	203.00	
-0075	24 x 4 x 30	12	60.00	90.00	
-0080	24 x 8 x 30	25	70.00	105.00	



### 30100 Insulated Tanks with Covers

- Continuous service from -60°F to 220°F
- Ideal for experimental and production work requiring constant temperatures
- Excellent chemical resistance
- Excellent impact and abrasion resistance
- Linear polyethylene with an inch of rigid urethane foam between the  $\frac{1}{8}$  inch walls
- Seamless white inner wall with rounded corners for easy cleaning
- Durable, insulated covers molded in one piece with built-in handle included with each tank
- Applications include photo processing, plating, printed circuit and cryogenic work

Size Code	Length x Width x Depth, in.	Cap., gal.	Covers included Price, ea.
-0012	12 x 12 x 15	9	\$102.00
-0045	24 x 18 x 18	30	117.00



### 87500 Hinged Covers

- Provide access without completely removing cover
- Available for cylindrical or rectangular tanks
- Flexible vinyl hinge installed with stainless steel rivets

Size Code	Length	87500 Hinge Price*
-0024	up to 24 inches	\$53.00
-2536	25 to 36 inches	80.00
-3748	37 to 48 inches	107.00
-4960	49 to 60 inches	134.00

\*In addition to basic cover price. When cover is included in price of tank, the only charge is for hinges.



## 15000 Series Rectangular Tanks

### with Fiberglass-Reinforced Polyester Casing

Series 14000 tanks serve as liners for these durable, maintenance-free tanks. Casings of fiberglass-reinforced polyester (FRP) provide extra strength and rigidity. No exterior supports are necessary when tanks are placed on a flat

surface. Casings have  $\frac{3}{8}$  inch walls; never need painting. Liners easily removed for cleaning or replacement if necessary.

Note: Do not use casing alone as a tank. Always use a liner.

### 15100 Linear Polyethylene Liner, Fiberglass Casing

- Continuous service to 220°F
- Excellent for high temperature industrial chemical processes
- Excellent chemical and abrasion resistance
- Hard, smooth finish of LPE liners easily cleaned
- Applications include metal cleaning and plating
- Free LPE cover included with each tank

Length x Width x Depth, in.	Cap., gal.	Size Code	15100* Tank Price, ea.	Cover
8 x 8 x 8	2	-0002	\$40.00	Free cover included with each tank
14 x 10 x 10	6	-0005	62.00	
12 x 12 x 12	7	-0010	74.00	
18 x 12 x 12	11	-0015	99.00	
24 x 12 x 12	15	-0020	128.00	
18 x 4 x 18	6	-0030	158.00	
12 x 12 x 18	11	-0035	112.00	
18 x 12 x 18	15	-0040	136.00	
24 x 18 x 18	30	-0045	194.00	
36 x 20 x 20	60	-0050	274.00	
12 x 12 x 24	15	-0055	153.00	
18 x 12 x 24	22	-0060	170.00	
24 x 18 x 24	45	-0065	218.00	
36 x 24 x 24	90	-0070	349.00	
24 x 4 x 30	12	-0075	208.00	
24 x 8 x 30	25	-0080	234.00	


\*Includes LPE liner and fiberglass casing.

### 15200 Polypropylene Liner, Fiberglass Casing

- Continuous service to 250°F; not recommended below 32°F
- Polypropylene for use with higher temperatures than LPE
- Superior chemical and stress-cracking resistance
- Applications include metal cleaning and plating
- Free PP cover included with each tank

Length x Width x Depth, in.	Cap., gal.	Size Code	15200* Tank Price, ea.	Covers
8 x 8 x 8	2	-0002	\$49.00	Free cover included with each tank
14 x 10 x 10	6	-0005	73.00	
12 x 12 x 12	7	-0010	87.00	
18 x 12 x 12	11	-0015	117.00	
24 x 12 x 12	15	-0020	151.00	
18 x 4 x 18	6	-0030	175.00	
12 x 12 x 18	11	-0035	135.00	
18 x 12 x 18	15	-0040	159.00	
24 x 18 x 18	30	-0045	223.00	
36 x 20 x 20	60	-0050	320.00	
12 x 12 x 24	15	-0055	178.00	
18 x 12 x 24	22	-0060	200.00	
24 x 18 x 24	45	-0065	256.00	
36 x 24 x 24	90	-0070	417.00	
24 x 4 x 30	12	-0075	238.00	
24 x 8 x 30	25	-0080	269.00	

\*Includes PP liner and fiberglass casing.



### 31400 Halar E-CTFE Tanks

- Widest temperature range—from -110°F to 275°F with intermittent service to 300°F
- Highest performance fluorocarbon material; very resistant to chemical stress-cracking
- Superior for chemical and abrasion resistance and impact strength
- Not attacked by most acids or bases—no known solvent\*
- Teflon  $\frac{1}{4}$ " bulkhead fitting available (see below)
- Ideal for use in etching printed circuits

\*Above 100°F, nitric acid, amines and bromine will attack Halar.

Size Code	L x W x D	Cap., gal.	31400 Tanks† Price, each**
-0002	8 x 8 x 8	2	\$65.00
-0010	12 x 12 x 12	7	105.00
-0015	18 x 12 x 12	11	148.00
-0040	18 x 12 x 18	15	174.00
-0045	24 x 18 x 18	30	242.00

\*\*Linear polyethylene or polypropylene covers available on request.

†Wall thickness  $\frac{1}{8}$ ".




### 86001 Teflon Bulkhead Fitting Installed on Halar Tanks

Two-part fitting that screws together over a hole cut in the tank. Teflon bead seal eliminates need for gasket. Specify exact location.

Size Code	Size, female pipe thread	86001 Bulkhead Fitting Installed Price, ea.
-0025	$\frac{1}{4}$ "	\$43.00





### 12000 Conventional Polyethylene Rectangular Tanks

- Continuous service to 140°F; intermittent to 160°F
- Industrial quality heavy-duty tanks
- Straight walls to make full use of space
- Twenty-three sizes from 30 to 500 gallon capacity
- Wide range of applications in manufacturing and research and for plating or rinsing processes
- Smaller sizes excellent for tabletop operations

(Rectangular tanks of this type should have a simple bracing of plywood, lumber or steel—particularly in larger sizes—or select Catalog No. 13000)

Length x Width x Depth, in.	Approx. wall thickness, in.	Cap., gal.	Size Code	12000 Tanks Price, ea.	Size Code	12003 Covers Price, ea.
30 x 24 x 12	1/4	30	-0005	\$83.00	-3024	\$37.00
48 x 24 x 12	1/4	50	-0010	116.00	-4824	56.00
30 x 24 x 18	1/4	50	-0015	101.00	-3024	37.00
48 x 24 x 18	1/4	75	-0020	152.00	-4824	56.00
24 x 24 x 24	1/4	60	-0025	117.00	-2424	35.00
30 x 24 x 24	1/4	70	-0030	125.00	-3024	37.00
48 x 24 x 24	1/4	105	-0035	183.00	-4824	56.00
18 x 18 x 30	1/4	40	-0040	98.00	-1818	30.00
24 x 18 x 30	1/4	55	-0045	128.00	-2418	33.00
30 x 24 x 30	1/4	85	-0050	151.00	-3024	37.00
30 x 30 x 30	1/4	115	-0055	183.00	-3030	45.00
48 x 24 x 30	1/4	135	-0060	206.00	-4824	56.00
44 x 36 x 33	5/16	220	-0065	259.00	-4436	92.00
50 x 36 x 33	5/16	250	-0070	274.00	-5036	117.00
30 x 24 x 36	1/4	105	-0075	171.00	-3024	37.00
36 x 36 x 36	1/4	185	-0080	263.00	-3636	82.00
48 x 24 x 36	1/4	160	-0085	248.00	-4824	56.00
48 x 36 x 36	5/16	260	-0087	339.00	-4836	107.00
60 x 24 x 36	5/16	210	-0090	288.00	-6024	96.00
72 x 36 x 36	5/16	375	-0095	375.00	-7236	159.00
30 x 24 x 48	1/4	140	-0100	230.00	-3024	37.00
48 x 24 x 48	1/4	220	-0105	312.00	-4824	56.00
72 x 36 x 48	5/16	500	-0110	392.00	-7236	159.00

### Special Tank Sizes


Special tank sizes with seamless corners (see diagram) can be made by cutting and welding standard tanks. Molded corners offer far better leak resistance than tanks fabricated from sheet stock which must be welded at all corners.

Changes can be made in one or two directions, but length and width cannot both be changed in the same tank. For example, length and depth, or width and depth can be increased to form larger tanks, or tanks can be reduced in size.

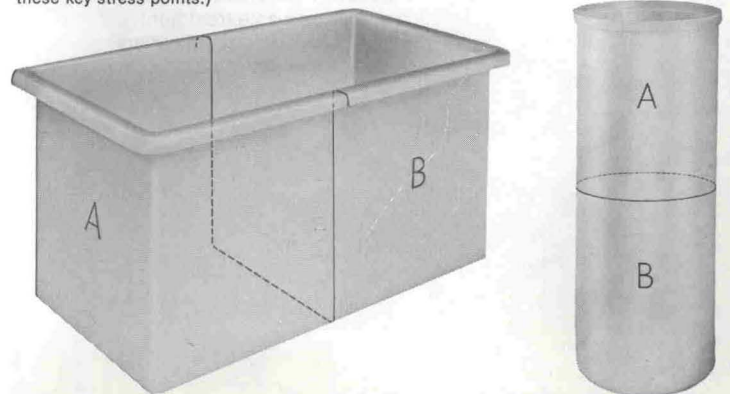
This technique can be used to modify any Nalgene tank. Price is \$9.00 per linear foot of weld plus cost of tanks used.

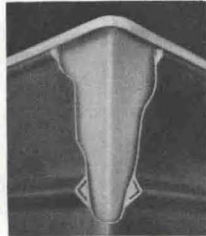

Fiberglass-reinforced polyester casings can also be made to any special size, at \$12.00 per square foot.

**First Step:**  
Standard tanks are cut to size.



**Second Step:**  
Sections are hot-gas welded into special size. (Note that molded corners are never cut, which insures maximum durability and strength at these key stress points.)





### 13000 Conventional Polyethylene Liner, Fiberglass-Reinforced Polyester Casing

- Continuous service to 212°F (180°F for 500 gal. size)
- Combines heavy-duty 12000 tank with rigid FRP casing
- Exceptionally tough for heavy-duty industrial applications
- Highly resistant to impact and abrasion
- Dual construction insulates, reduces heating costs
- Corrosion resistant casing—never needs painting
- No additional exterior support needed when mounted on flat surface
- Supporting horizontal ribs with embedded steel angles supplied on tanks deeper than 18 inches
- For easy moving, use No. 13009 Dollies
- Top flange supports 300 lbs. of equipment

**Note: Do not use casing alone as a tank. Always use liner.**

Options for plating applications:

#### 13005-1128


Attached Motor Mount Shelf—price, each \$198.00.

#### 98006-0010

Plating Rod Retaining Bracket. Specify diameter of plating rod. Price, per pair \$9.00.

Length x Width x Depth, in.	Approx. wall thickness, in.		Cap., gal.	Size Code	13000* Tanks		12003 Covers	
	Liner	Casing			Price, ea.	Size Code	Price, ea.	
30 x 24 x 12	1/4	3/16	30	-0005	\$222.00	-3024	\$37.00	
48 x 24 x 12	1/4	3/16	50	-0010	347.00	-4824	56.00	
30 x 24 x 18	1/4	3/16	50	-0015	303.00	-3024	37.00	
48 x 24 x 18	1/4	3/16	75	-0020	385.00	-4824	56.00	
24 x 24 x 24	1/4	3/16	60	-0025	267.00	-2424	35.00	
30 x 24 x 24	1/4	3/16	70	-0030	452.00	-3024	37.00	
48 x 24 x 24	1/4	3/16	105	-0035	528.00	-4824	56.00	
18 x 18 x 30	1/4	3/16	40	-0040	372.00	-1818	30.00	
24 x 18 x 30	1/4	3/16	55	-0045	376.00	-2418	33.00	
30 x 24 x 30	1/4	3/16	85	-0050	478.00	-3024	37.00	
30 x 30 x 30	1/4	3/16	115	-0055	501.00	-3030	45.00	
48 x 24 x 30	1/4	3/16	135	-0060	584.00	-4824	56.00	
44 x 36 x 33	5/16	3/8	220	-0065	864.00	-4436	92.00	
50 x 36 x 33	5/16	3/8	250	-0070	1084.00	-5036	117.00	
30 x 24 x 36	1/4	3/16	105	-0075	568.00	-3024	37.00	
36 x 36 x 36	1/4	3/16	185	-0080	685.00	-3636	82.00	
48 x 24 x 36	1/4	3/16	160	-0085	682.00	-4824	56.00	
48 x 36 x 36	5/16	3/8	260	-0087	1130.00	-4836	107.00	
60 x 24 x 36	5/16	3/8	210	-0090	841.00	-6024	96.00	
72 x 36 x 36	5/16	3/8	375	-0095	1173.00	-7236	159.00	
30 x 24 x 48	1/4	3/16	140	-0100	723.00	-3024	37.00	
48 x 24 x 48	1/4	3/16	220	-0105	865.00	-4824	56.00	
72 x 36 x 48	5/16	3/8	500	-0110	1301.00	-7236	159.00	

\*Includes CPE liner and fiberglass casing.



### 13009 Steel Dollies

- Heavy-duty rectangular dollies for No. 13000 tanks
- Solid steel deck and four Ebonite swivel casters with roller bearings
- Epoxy paint helps prevent corrosion
- Smooth, easy rolling under full load

Size Code	Tank Size, L x W, in.	13009, Price, ea.
-3024	30 x 24	\$140.00
-3030	30 x 30	156.00
-3636	36 x 36	163.00
-4824	48 x 24	172.00
-4836	48 x 36	187.00
-6024	60 x 24	203.00



### 26400 Heavy-Duty Fiberglass-Reinforced Polyester Tanks

- Continuous service to 250°F (see chemical resistance chart, page 32.)
- Rugged, large, open tanks of all FRP construction supported by heavy steel frame
- Extra-heavy surface coat of polyester for use without liner
- Superior chemical resistance and weathering characteristics
- Excellent for chemical storage, water and waste treatment
- Optional FRP flanged outlets installed in any location specified

Size Code	Length x Width x Depth, in.	Cap., gal.	Approx. wall thickness, in.	26400 Tanks Price, ea.	26450 Pipe Flanged Outlets	
					Size Code	Pipe Size, in. Price, ea.
-0005	78 x 39 x 54	600	1/4	\$2100.00	-0100	1 \$60.00
-0010	78 x 78 x 54	1200	1/4	2750.00	-0150	1 1/2 70.00
					-0200	2 80.00

# AGILE® Blowers

Corrosion resistant, reliable, high-performance blowers meet the high standards required for industrial use. Maintenance-free, all-plastic construction assures long life under demanding conditions.

Choice of two different models—

the Agile lab blower and the high capacity Agile blower. General Electric motors have ball bearings. Optional explosion-proof motors are available.

Other quality features include low noise level, no exposed metal in air

stream and no coatings to develop pin holes or pores.

Performance charts and tables included in listing will help you choose the appropriate blower for your application.



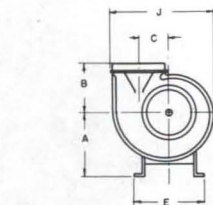
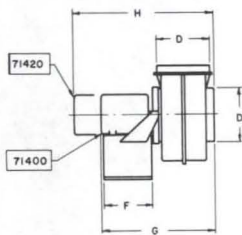


### 71400 Agile® Lab Blowers

Polypropylene Wheel, Fiberglass-reinforced Polyester Housing

- Compact, lightweight unit
- Moves up to 1000 cubic feet per minute
- Flexible, easy installation\*
- Corrosion-resistant, all-plastic construction
- No exposed metal in air stream
- No coatings which can develop pin holes or pores
- Heavy-duty General Electric motors with ball bearings
- Low noise level
- Maintenance free and long life under demanding conditions
- Optional explosion-proof motor available

\*The Agile lab blower is supplied mounted in counterclockwise position. Can be installed in other counterclockwise positions by remounting fan housing on base.



### DIMENSIONS, In.

A	B	C	D	E	F	G	H	J
9½	7¼	4½	8	10½	7¼	17	21	15½

### SPECIFICATIONS

Cat. No.	Size Code	Inlet Dia., in.	RPM	HP	Shipping Wt., lbs.	Price, ea.
71400	-0100	8	1725	⅓	34	\$294.00
71420	-0150	8	1725	⅓	49	425.00

### PERFORMANCE—Cubic Feet Per Minute

Static Pressure	⅛"	¼"	⅜"	½"	⅝"	¾"	⅞"	1"	1¼"
Output	1065	1025	1010	995	920	880	840	800	700

Replacement Parts:	Order Catalog No.	Price, ea.
--------------------	-------------------	------------


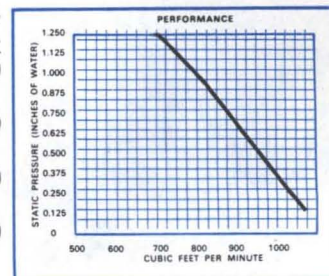
Impeller Wheel 71409-0002 \$14.00

Hub Cover for Wheel 71409-0036 .50

Shaft Extension for 71400 Blower 71409-0035 25.00

Shaft Extension for 71420 Blower 71409-0034 25.00

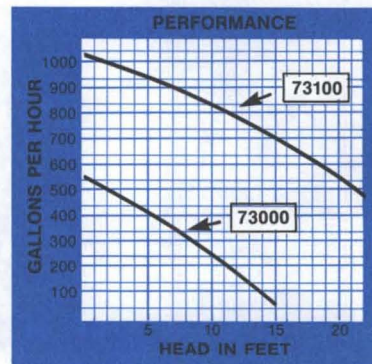
Housing, bases, motors and blowers (less motors) are available on request.



### 73000 Series Chemical Pumps

- Magnetic clutch drive, high performance pumps
- Designed for highly corrosive solutions
- Oversize encapsulated impeller magnets so magnetic torque exceeds motor torque
- Ryton\* polyphenylene sulfide magnet well and impeller
- Porcelain-ceramic spindle and thrust washer
- Totally enclosed, ball bearing, fan-cooled motors with capacitor start and thermal overload protection
- No metallic contact with pumped fluids
- Maximum operating temperature 190°F


\*Trademark Phillips Petroleum Co.



Cat. No.	Size Code	Length x Width x Height, in.	Inlet	Outlet	Motor Specifications			HP	Ship. Wt., lbs.	Price, each
					Volts	Cycles	Amps			
73000	-0500	11½ x 5 x 5¼	½" MPT	½" MPT	115/230	50/60	1.1	⅓	19	\$218.00
73100	-1000	11 x 7 x 6	1" FPT	½" MPT	115	60	3.0	¼	17	250.00

Tubing adapter kits include 10 ft. of vinyl tubing and all necessary fittings and clamps to connect pump to tank. (Tank must be equipped with a Nalgene nipple, half coupling or bulk-head fitting of the same size as the pump inlet. These fittings are listed on page 26.)

Tubing Adapter Kits	Price, ea.
73015-0500 for No. 73000 pump	\$15.00
73115-1000 for No. 73100 pump	30.00



## 72500 Series High Capacity Agile® Blowers

- Polyvinyl chloride housings and polypropylene impeller wheel for excellent resistance to corrosives\*
- No exposed metal in air stream
- No coatings which can develop pinholes or pores
- Heavy-duty General Electric motors with ball bearings

- Low noise level
- Choice of five sizes, two speeds and two types of motor enclosures

All models fully assembled in counterclockwise, up-blast position. Other counterclockwise position available on request.

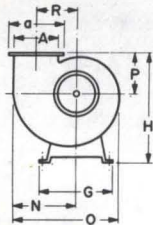
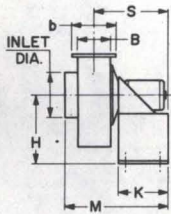
\*Not recommended for vapors of concentrated chromic, nitric, sulfuric, perchloric or phosphoric acids.

### DIMENSIONS, In.

Inlet Dia.	A	B	G	H	H <sub>1</sub>	K	M	N	O	P	R	S	a	b
6 <sup>5</sup> / <sub>8</sub>	5 <sup>7</sup> / <sub>8</sub>	4 <sup>3</sup> / <sub>8</sub>	13 <sup>1</sup> / <sub>4</sub>	10	15 <sup>1</sup> / <sub>16</sub>	10	16 <sup>1</sup> / <sub>2</sub>	9 <sup>1</sup> / <sub>16</sub>	15 <sup>3</sup> / <sub>8</sub>	5 <sup>1</sup> / <sub>16</sub>	5 <sup>1</sup> / <sub>16</sub>	12 <sup>3</sup> / <sub>8</sub>	7 <sup>7</sup> / <sub>8</sub>	6 <sup>3</sup> / <sub>8</sub>
7 <sup>3</sup> / <sub>4</sub>	7 <sup>1</sup> / <sub>16</sub>	5 <sup>5</sup> / <sub>16</sub>	14 <sup>1</sup> / <sub>2</sub>	14	21 <sup>1</sup> / <sub>16</sub>	10	20 <sup>3</sup> / <sub>8</sub>	11 <sup>1</sup> / <sub>16</sub>	19 <sup>1</sup> / <sub>16</sub>	7 <sup>1</sup> / <sub>16</sub>	7 <sup>1</sup> / <sub>2</sub>	14 <sup>1</sup> / <sub>2</sub>	10 <sup>1</sup> / <sub>32</sub>	7 <sup>1</sup> / <sub>16</sub>
9 <sup>3</sup> / <sub>4</sub>	9 <sup>1</sup> / <sub>2</sub>	6 <sup>3</sup> / <sub>4</sub>	15 <sup>3</sup> / <sub>4</sub>	15 <sup>1</sup> / <sub>16</sub>	24 <sup>3</sup> / <sub>16</sub>	11 <sup>1</sup> / <sub>2</sub>	24 <sup>1</sup> / <sub>4</sub>	13 <sup>1</sup> / <sub>16</sub>	22 <sup>1</sup> / <sub>16</sub>	8 <sup>1</sup> / <sub>4</sub>	8 <sup>1</sup> / <sub>16</sub>	16 <sup>3</sup> / <sub>8</sub>	11 <sup>1</sup> / <sub>16</sub>	9 <sup>1</sup> / <sub>16</sub>
12 <sup>3</sup> / <sub>4</sub>	11 <sup>1</sup> / <sub>16</sub>	9 <sup>5</sup> / <sub>8</sub>	17 <sup>1</sup> / <sub>4</sub>	10 <sup>1</sup> / <sub>16</sub>	31 <sup>1</sup> / <sub>16</sub>	13 <sup>1</sup> / <sub>2</sub>	29 <sup>3</sup> / <sub>4</sub>	18 <sup>1</sup> / <sub>8</sub>	29 <sup>1</sup> / <sub>16</sub>	10 <sup>5</sup> / <sub>8</sub>	11 <sup>5</sup> / <sub>8</sub>	20 <sup>3</sup> / <sub>16</sub>	14 <sup>3</sup> / <sub>8</sub>	12
16	15 <sup>3</sup> / <sub>4</sub>	12	23	23 <sup>3</sup> / <sub>4</sub>	35 <sup>5</sup> / <sub>16</sub>	18	39 <sup>3</sup> / <sub>4</sub>	22 <sup>1</sup> / <sub>16</sub>	36 <sup>1</sup> / <sub>16</sub>	12 <sup>3</sup> / <sub>16</sub>	13 <sup>3</sup> / <sub>16</sub>	24	18 <sup>1</sup> / <sub>16</sub>	14 <sup>3</sup> / <sub>8</sub>

### SPECIFICATIONS

Cat. No.	Size Code	Inlet Dia., in.	Motor Enclosure	RPM	HP	Electrical Characteristics	Ship. Wt., lbs.	Price, each
72500	-0200	7 <sup>3</sup> / <sub>4</sub>	Drip-proof	1200	3/4	230/460v, 60Hz, 3-phase	54	\$472.00
72500	-0250	9 <sup>3</sup> / <sub>4</sub>	Drip-Proof	1200	1	230/460v, 60Hz, 3-phase	63	620.00
72500	-0310	12 <sup>3</sup> / <sub>4</sub>	Drip-proof	1200	2	230/460v, 60Hz, 3-phase	102	780.00
72500	-0400	16	Drip-proof	1200	5	230/460v, 60Hz, 3-phase	130	1274.00
72501	-0160	6 <sup>5</sup> / <sub>8</sub>	Drip-proof	1800	1/2	230/460v, 60Hz, 3-phase	40	410.00
72501	-0200	7 <sup>3</sup> / <sub>4</sub>	Drip-proof	1800	3/4	230/460v, 60Hz, 3-phase	52	447.00
72501	-0250	9 <sup>3</sup> / <sub>4</sub>	Drip-proof	1800	1 1/2	230/460v, 60Hz, 3-phase	61	596.00
72501	-0310	12 <sup>3</sup> / <sub>4</sub>	Drip-proof	1800	5	230/460v, 60Hz, 3-phase	116	766.00
72521	-0160	6 <sup>5</sup> / <sub>8</sub>	Explosion-proof	1800	1/2	230/460v, 60Hz, 3-phase	40	477.00
72521	-0200	7 <sup>3</sup> / <sub>4</sub>	Explosion-proof	1800	3/4	230/460v, 60Hz, 3-phase	52	554.00
72521	-0250	9 <sup>3</sup> / <sub>4</sub>	Explosion-proof	1800	1 1/2	230/460v, 60Hz, 3-phase	61	688.00
72521	-0310	12 <sup>3</sup> / <sub>4</sub>	Explosion-proof	1800	5	230/460v, 60Hz, 3-phase	116	1061.00



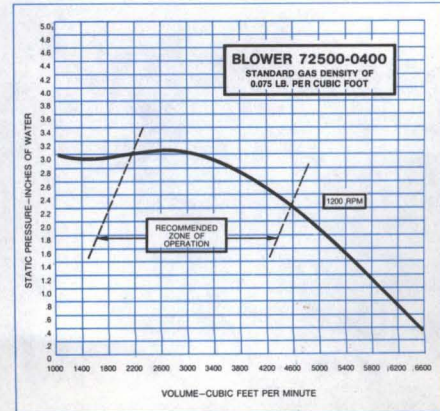
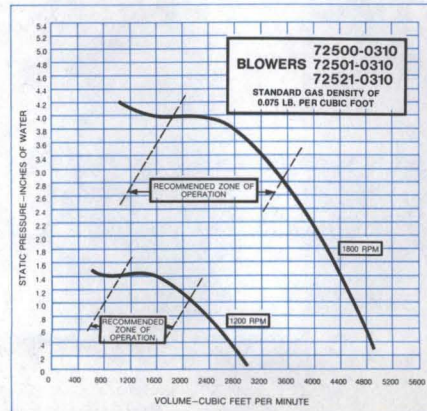
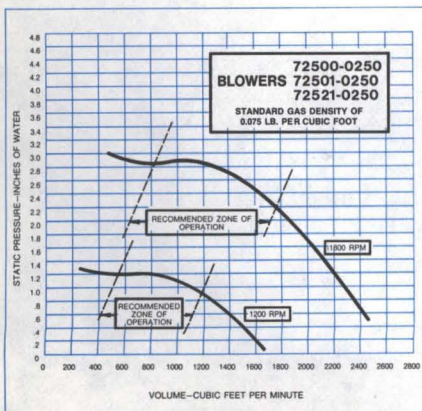
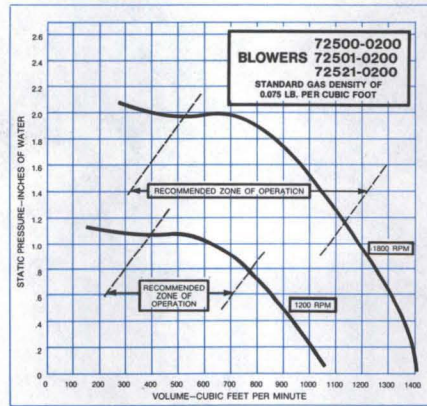
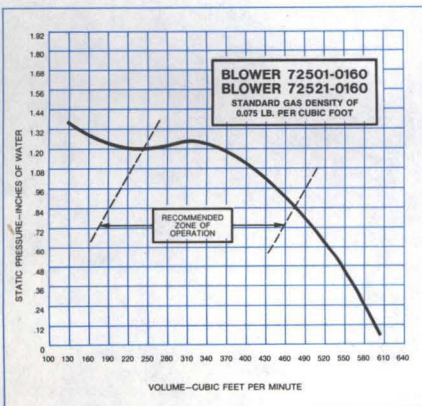
The performance charts represent the recommended operating range. Blowers can be operated at lower static pressures, but they will not perform at optimum efficiency. They should not be operated at higher static pressures than listed.

### PERFORMANCE—Cubic Feet Per Min. 1200 RPM Blowers

Static Pressure	Size Code			
	0200	0250	0310	0400
1/2	910	—	—	—
3/4	800	1375	—	—
1	660	1200	2200	—
1 1/4	—	925	2000	5800
1 1/2	—	—	1500	5500
1 3/4	—	—	—	5250
2	—	—	—	5000
2 1/2	—	—	—	4340
3	—	—	—	3400

### PERFORMANCE—Cubic Feet Per Min. 1800 RPM Blowers

Static Pressure	Size Code			
	0160	0200	0250	0310
1/2	547	—	—	—
3/4	505	—	—	—
1	443	1200	—	—
1 1/4	347	1130	2240	—
1 1/2	—	1020	2150	—
1 3/4	—	900	2025	—
2	—	700	1925	4100
2 1/2	—	—	1650	3800
3	—	—	—	3480
3 1/2	—	—	—	3000



# NALGENE® Sinks and Plumbing Specialties

All Nalgene corrosion-resistant, black polyethylene sinks are molded in one piece, with rounded corners for easy cleaning and complete drainage. Suitable for factory or laboratory, these sinks

have a minimum wall thickness of  $\frac{5}{16}$  inch for strength and durability. All sinks include waste fitting with  $1\frac{1}{2}$  inch straight threads and they can be easily joined to any type of drainline.

Nalgene plumbing specialties include polypropylene universal and olympic traps, catch pots and floor drains.



## NALGENE Corrosion-Resistant Sinks

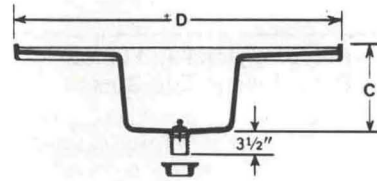
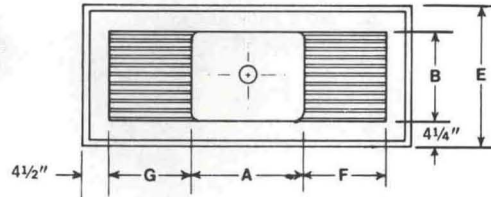
### Conventional Polyethylene Sink-Tabletop

- Heavy-gauge black conventional polyethylene for sturdy, shock-absorbing work surface
- Excellent chemical resistance
- Molded in one piece for installation with no cutting, fitting or assembly needed
- One-piece construction eliminates leakage problems of other types of sinks
- Rigid undercarriage means a solid work surface installed directly on cabinet frame
- Narrow, molded-in grooves carry spills from work area yet the surface is level
- Backnut, strainer, plug and waste fitting with 1½ inch straight threads included

99001

99002

Cat. No.	Sink Inside Dimensions, in.					Other Dimensions, in.		Drain Location	Price, each
	A	B	C	D	E	F	G		
99001-5424	18½	15½	12½	54	24	13¼	13½	Center	\$286.00
99002-4724	18½	15½	12½	47	24	—	19½	Center	262.00
99003-7024	18½	15½	12½	70	24	—	42½	Center	312.00

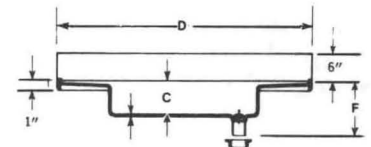
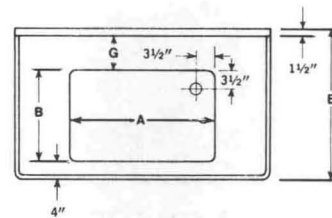


### Conventional Polyethylene Drainboard Sinks

- Black conventional polyethylene sinks with smooth, pitched drainboards and integral backsplash
- Resilience of sinks reduces labware breakage
- Model 99024, with 8¼ inches from back edge of sink to backsplash, provides space needed for water, gas and electrical fixtures and lab equipment
- Excellent chemical resistance
- Backnut, strainer, plug and waste fitting with 1½ inch straight threads included

99022

Cat. No.	Sink Inside Dimensions, in.					Other Dimensions, in.		Drain Location	Price, each
	A	B	C	D	E	F	G		
99022-4724	24	16	10	47	23¾	13⅝	3¼	corner	\$256.00
99024-4730	24	16	10	47	30	13⅝	8¼	corner	262.00

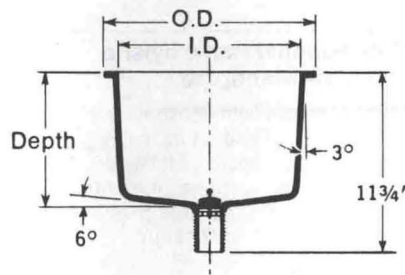


### Linear Polyethylene Round Sink

- Center-pitched black linear polyethylene round sink
- Tapered sides and one-inch top external flange
- Removable strainer and plug and an integral waste fitting with 1½ inch straight threads included

99100

Cat. No.	Top I.D., in.	Flange O.D., in.	Depth, in.	Price, ea.
99100-1400	12	14	8⅝	\$68.00

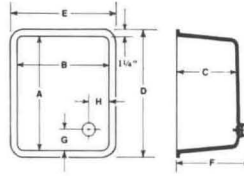




### Linear Polyethylene Flanged Sinks

- Rugged, black linear polyethylene rectangular sinks
- Sturdy 1¼ inch flange; tapered sides
- Easily installed either flush or below bench level
- Integral waste fitting with 1½ inch straight threads
- Strainer and plug included; removable backnuts available on special request

Cat. No.	Sink Inside Dimensions, in.				Other Dimensions, in.				Drain Location	Price, each
	A	B	C	D	E	F	G	H		
99101-1208	12	12	8	14½	14½	11½	4	4	corner	\$61.00
99102-1410	14	10	6	16½	12½	8¼	4	4	corner	66.00
99103-1586	16	8	7	18½	10½	9¼	3	3	corner	65.00
99105-1608	16	16	8	18½	18½	11½	3½	3½	corner	75.00
99106-1812	18	12	8	20½	14½	12	4	4	corner	69.00
99107-1815	18	15	12	20½	17½	14¼	4	4	corner	79.00
99110-2118	21	18	10	23½	20½	14	4	4	corner	98.00
99111-2317	23	18	12	25½	20½	14¼	4	4	corner	102.00
99112-2317	23	17	8	25½	19½	12¼	11½	4	ctr. side	87.00
99113-2515	25	15	10	27½	17½	12¼	4	4	corner	104.00



### Polypropylene and Linear Polyethylene Cup Sinks

- Four models of molded cup sinks—oval cup, conical, wall cup and bowl
- Excellent chemical and corrosion resistance
- Seamless, leakproof construction
- Integral waste fitting with 1½ inch straight threads
- Nos. 99241 and 99242 have integral strainers; other models have removable strainers



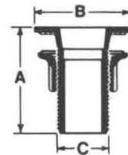
Cat. No.	99241-0603	99242-0906	99250-7000	99252-0603	99253-9000
Description	6 x 3 Oval Cup	9 x 3 Oval Cup	Large Conical	6 x 3 Wall Cup	Large Bowl
Material	PP	PP	LPE	LPE	LPE
Dimension A, in.	6½	9½	7	4⅜	5¼
Dimension B, in.	7	10⅝	6⅝	6¾	9
Dimension C, in.	4¾	6⅞	4¾	4½	4½
Dimension D, in.	4	4½	—	5⅝	—
Price, each	\$9.00	\$15.00	\$13.00	\$18.00	\$28.00

### Accessories for Nalgene Sinks



#### Polypropylene Sink Waste Fitting Assemblies

Fit most laboratory sinks. Rigid flange has integral sealing rings. Furnished with removable strainer, plug and backnut.



Cat. No.	Nom. Size, in.	Dimensions, in.			Price, ea.
		A	B	C	
99505-1500	1½	3⅞	3½	1⅞	\$10.00



#### Conventional Polyethylene Overflow Standpipe

Made from resilient conventional polyethylene. Tapered base fits snugly in standard 1½ inch sink drain opening. Extra height available at \$5.00 for set-up charge plus \$.15 per additional inch of height.

Cat. No.	Height (Overflow level)	Price, ea.
99507-0150	6¼ in.	\$4.00



## Plumbing Specialties



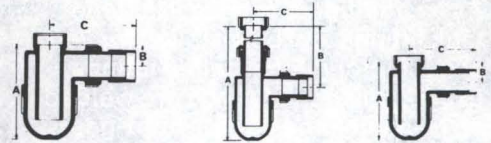
96015



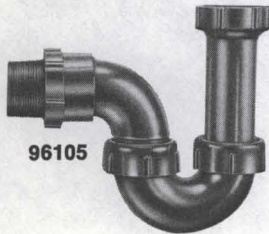
96035

### Polypropylene Universal Traps with Threaded Connections

The compact design and excellent resistance to chemicals make Nalgene universal traps the first choice as original equipment and replacements in corrosive waste systems. All are black polypropylene and have 1½ inch straight threaded inlets and 1½ inch tapered threaded outlets. No. 96025 has adjustable inlets to simplify installation.



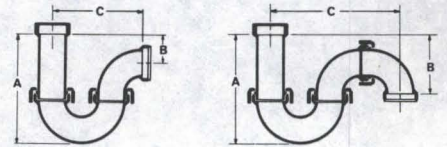
Cat. No.	96015-1500	96025-1500	96035-1500
Inlet Configuration	Fixed Nut P-type	Adjustable P-type	Loose Nut P-type
Dimension A, in.	6½	9½-16½	6¾
Dimension B, in.	1½	4¾-11¾	1¾
Dimension C, in.	5¾	5¾	5¾
Price, each	\$14.00	\$21.00	\$17.00



96105

### Polypropylene Olympic Traps with Threaded Connections

These economical traps have excellent resistance to chemicals and are easily installed in any standard waste system. All have straight threaded inlets and tapered threaded outlets.

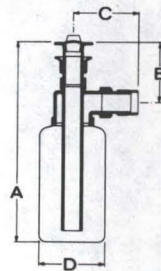


Cat. No.	96105-1500	96106-1500
Nom. Size, in.	1½	1½
Configuration	P-type	S-type
Dimension A, in.	7½	7½
Dimension B, in.	1⅞	6½
Dimension C, in.	8¼	8½
Price, each	\$15.00	\$20.00



### Catch Pots

- Provide immediate dilution
- Trap solids for recovery or disposal
- Black polypropylene traps; translucent conventional polyethylene jars
- Install directly in standard sink outlet
- 1½ inch tapered threaded outlet and complete waste fitting assembly



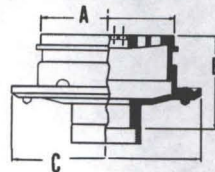
Cat. No.	96317-0010	96317-0020
Capacity	1 gal.	2 gal.
Dimension A, in.	19⅞	22¾
Dimension B, in.	5⅝	5⅝
Dimension C, in.	7	7
Dimension D, in.	6⅞	7¾
Price, each	\$53.00	\$57.00



### Linear Polyethylene Floor Drains

- Rugged construction to withstand heavy traffic
- Excellent resistance to corrosive chemicals
- Adjustable height and integral flashing collar for easy installation
- Large capacity, free flow grate for positive draining
- Standard outlet with straight female threads

Supplied with weep holes and removable plug to accommodate special drain facilities or temporary/mobile equipment.



Cat. No.	98451-0300	98451-0400
Pipe Size, in.	3	4
Dimension A, in.	7½	7½
Dimension B, in.	5¾-6¾	5¼-6¼
Dimension C, in.	11	11
Price, each	\$109.00	\$112.00

# NALGENE Tank Fittings and Accessories


As an additional service, Nalgene tank fittings can be installed for you at our factory. All installed fittings except bulkhead fittings are welded on Nalgene tanks by hot inert-gas welding.

Fitting price, which includes installation fee, should be added to the price of the tank. Installed fitting prices apply also to the drain fitting arrangements shown on page 27.

Loose fittings are available for

those who wish to purchase fittings only.

A chart describing drain fitting arrangements is included to help choose the best fitting and proper fitting location for Nalgene tanks.

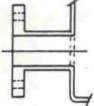
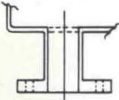

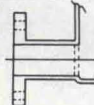



## Installed Fittings Available from Nalge

In order to help you choose the best fitting and location for your Nalgene tank, the chart below illustrates the most common drain types. When you order, please specify the type of fitting and

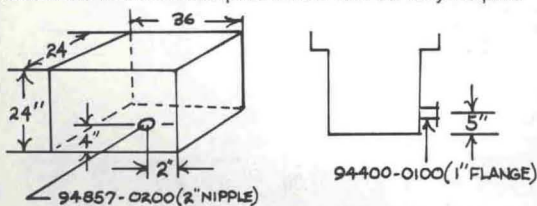
drain you require, and exactly where on the tank you wish these installed. Fittings that are used with these drain arrangements are shown in the Installed Fittings Chart.

### Drain Fitting Arrangements

Type	Application	Location & Function
 A. SIDE SHELL DRAIN	Flanged fitting Spigot	This drain is set on a center-line dimension that is high enough above the tank bottom to provide clearance for the outer diameter of the fitting. Use this type of drain when the tank must be set so that the fitting clears the foundation. Because the drain is set in this way, complete drainage is not possible.
 B. BOTTOM DRAIN	Flanged fitting Nipple Coupling	This drain is set in the tank bottom. The customer must specify where in the bottom he wants the drain. To provide access to the drain nozzle and connecting piping, a suitable cut-out must be made in the foundation for the tank. Care should be taken to make the unsupported area as small as possible. This drain provides a drainage of within about $\frac{1}{8}$ ", or nearly perfect.
 D. CONICAL BOTTOM DRAIN	Flanged fitting Nipple Coupling	When a conical tank is set into this type of drain, its slanted bottom allows it perfect drainage.
 E. SIDE BOTTOM DRAIN	Flanged fitting Nipple Coupling Bulkhead	This drain is set as close to the bottom as possible. Drainage is provided to within $\frac{1}{4}$ " to $\frac{1}{2}$ " of the tank bottom. This is the most popular drain location, although a platform is required for the tank since a spigot or flanged fitting will project below the bottom of the tank.
 F. FULL DRAIN	Flanged fitting Nipple	Installed in the bottom of the tank with the outlet fitting flush with the side of the tank. This drain also requires a cut-out in foundation, and drains to within about $\frac{1}{8}$ ". For this type of drain, order one of the following: 87300, 97300.

### How to Specify Fitting and Location

You cannot give us "too much" information when specifying fittings. Sketches like the examples below can be very helpful.







**Drain Fittings:** Identify the fitting desired from the chart above and specify the drain location which best suits your needs.

**Side Fittings:** For Cylindrical Tanks indicate vertical distance from top or bottom of tank to center line of fitting. Fittings are installed six inches to the left of calibration marks unless customer specifies otherwise.

For Rectangular Tanks, specify on which side of tank fitting is to be installed, also horizontal and vertical location of center line.

### Loose Fittings


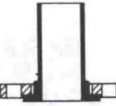

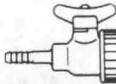





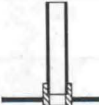
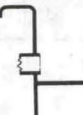
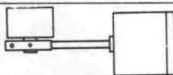


(For the customer who wishes to purchase the fittings only)

Fitting	Material	Cat. No.	Size Code							
			-0001	-0050	-0075	-0100	-0150	-0200	-0300	-0400
			$\frac{1}{2}$ "	$\frac{3}{4}$ "	1"	$1\frac{1}{2}$ "	2"	3"	4"	6"
 Ball Valve, threaded (see Note 8)	PP	98003	\$21.00	\$26.00	\$32.00	\$52.00				
 Spigot with male $\frac{3}{4}$ " thread (see Note 9)	PP	97424		9.00						
 Bulkhead Fitting (see Note 5)	PVC	97001	5.00	6.00	7.00	9.00	\$14.00			
	PP	98001	7.00	8.00	9.00	11.00	17.00			
 Tubing Adapter (insert-type) for Nalgene vinyl tubing. Complete with stainless steel hose clamp.	PVC	97005	2.00	3.00	4.00	5.00	6.00			

#### NOTES:

- $\frac{1}{2}$ ",  $\frac{3}{4}$ " and 1" CPE and LPE flanges and all PP flanges are one-piece, all-plastic.
- For tanks up to 100 gal. For larger tanks, use valves. Spigots are installed on threaded boss which is welded into tank wall at factory. Spigot has  $1\frac{1}{8}$ "-12 straight female threads,  $\frac{3}{8}$ " flow.
- Valve is installed on threaded boss that is welded into tank wall at factory. It has  $\frac{1}{4}$ "-18 tapered threads.
- Special two-way thread provides access for both internal and external fittings. For room temperature service only.

- Two-part fittings, with neoprene gaskets, that screw together over a hole cut in the tank. They can readily be installed by customer's maintenance department.
- Required for Type F drain fitting arrangement.
- Maximum operating temperature 180°F. Recommended for supported tanks only. Price does not include fitting.
- Threaded; these valves should have external support.
- Used with 97001 or 98001 bulkhead fitting. The spigot outlet is barbed to accept  $\frac{5}{8}$ " I.D. tubing.


Installed Fittings	Fitting	Material	Cat. No.	Size Code							
				-0001	-0050	-0075	-0100	-0150	-0200	-0300	-0400
				1/2"	3/4"	1"	1 1/2"	2"	3"	4"	6"
	Nipple, threaded	PE PP	93857 95857	\$16.00 21.00	\$17.00 22.00	\$19.00 24.00	\$20.00 27.00	\$21.00 28.00	\$23.00	\$28.00	
	Flanged Outlet, with PE-coated aluminum pressure plate (see Note 1) O.D. of Flange, in.	PE PP	93400 95400	40.00 50.00	45.00 57.00	51.00 65.00	53.00 73.00	61.00 84.00	69.00	79.00	\$89.00
	Spigot, Needle-type (see Note 2)	PP	96421			18.00					
	Ball Cock Valve with 1/4" tubulation (see Note 3)	PVC	97423	21.00							
	Coupling (see Note 4)	PE PP	87005 89005	21.00 26.00	23.00 28.00	25.00 30.00	37.00 45.00	46.00 55.00	75.00	100.00	
	Half Coupling	PE PP	93840 95840	18.00 22.00	19.00 23.00	21.00 25.00	27.00 37.00	33.00 46.00	58.00	73.00	
	Bulkhead Fitting (see Note 5)	PVC PP	87001 88001	12.00 13.00	13.00 14.00	14.00 15.00	16.00 18.00	20.00 24.00			
	90° Elbow with Male Threaded Outlet (Note 6)	PE	87300				57.00	65.00			
	90° Elbow with Flanged Outlet (see Note 6)	PE	97300				69.00	76.00			
	Standpipe Overflow (specify hgt.) Includes 87005 Coupling	PE	87100				38.00	47.00			
	Overflow Dam (Note 7): 3" wide x 2 1/2" deep, you specify outlet fitting and location.	PE PP	87200 89200		-1224 -2536 -3748 -1224 -2536	92.00 109.00 126.00 120.00 142.00	(up to 24 inches) (25 inches to 36 inches) (37 inches to 48 inches) (up to 24 inches) (25 inches to 36 inches)				
	Float Valve	PVC	86000	90.00							Consists of PVC nipple and PVC bulkhead fitting. Specify exact location.
	Faucet, self-closing	PP	97425	8.00							For photographic and other mild chemical applications.
	Sight-Glass Assembly	PE	76000	91.00							Consists of PVC valves, fittings, and translucent PE tubing. Installed close to top and bottom of tank unless otherwise specified.

# Dispensing and Storage Equipment

All products shown on pages 30 and 31 are available only through authorized distributors.

You can save 10% by ordering in lots of 1 case or more.





### Carboys

Molded of polyethylene with size 83B polypropylene screw closure. Recessed handgrips on No. 2210; two carrying handles for safety on No. 2238. Packed 4 per case.

Catalog No.	2238-0050	2210-0065	2210-0130
Capacity, gal.	5	6½	13
Price, each	\$16.68	\$20.46	\$32.30
Price, per case of 4	60.05	93.66	116.28



### Rectangular Carboys

Has all the features of No. 2210 plus the space-saving rectangular shape. Linear polyethylene affords extra sturdiness. Molded-in handgrips on 5-gallon size. Large neck opening for easy filling, transferring, cleaning. Built-in shoulder loops have convenient carrying strap attached.

Catalog No.	2211	-0020	-0050
Capacity, gal.	2	2	5
Dimensions, in.	8½ x 5¼ x 13½	8½ x 5¼ x 13½	12½ x 8⅝ x 14⅞
Screw cap size	100	100	100
No. in case	6	6	4
Price, each	\$10.46	\$10.46	\$18.82
Price, per case	56.48	56.48	67.75



### Carboys with Spigot

Molded of polyethylene with polypropylene screw closure. Threaded boss is integrally molded-in. No. 6422 quick-action spigot utilizes two Teflon O-rings for positive seal. Recessed handgrips on 2- and 13-gal. sizes. Two carrying handles on shoulder of 5-gal. size. Screw cap size—83B.

Catalog No.	2318	-0020	-0051	-0130
Capacity, gal.	2	2	5	13
No. in case	6	6	4	1
Price, each	\$19.70	\$19.70	\$29.70	\$44.68
Price, per case	106.38	106.38	106.92	44.68



### Rectangular Carboys with Spigot

Molded of sturdy linear polyethylene. Polypropylene screw closure. No. 6422 quick-action spigot features two Teflon O-rings for positive seal; requires only a half turn from wide open to fully closed. Molded-in graduations. Built-in shoulder loops have convenient carrying strap attached.

Catalog No.	2320	-0020	-0050
Capacity, gal.	2	2	5
Dimensions, in.	8½ x 5¼ x 13½	8½ x 5¼ x 13½	12½ x 8⅝ x 14⅞
Screw cap size	100	100	100
No. in case	6	6	4
Price, each	\$22.80	\$22.80	\$31.84
Price, per case	123.12	123.12	114.62



### Jugs

Molded of conventional polyethylene, with polypropylene screw closures. Offset pouring spout. Large handle permits use of rubber gloves for safe handling of corrosives. Packed 6 per case.

Catalog No.	2220	-0010	-0020
Capacity, gal.	1	1	2
Screw cap size	38-430	38-430	53B
Price, each	\$6.36	\$6.36	\$10.32
Price, per case of 6	34.34	34.34	55.73



### Safety Dispensing Jugs

Molded of conventional polyethylene. Polypropylene screw closure. Narrow and wide mouth designs with handles at top and bottom for easy handling. Pour spout reduces splash. Spout plug is permanently attached to jug. Closure of 2 gal. size is not designed to be liquid-tight under all conditions. Packed 4 per case.

Catalog No.	2340	-0020	-0050
Capacity, gal.	2	2	5
Screw cap size	100	100	83B
Price, each	29.00	29.00	36.00
Price, per case	104.40	104.40	129.60

Case prices on pages 30-31 reflect 10% discount.



### Jerricans

New design is wider for greater stability. Molded of rugged linear polyethylene for unbreakability and excellent chemical resistance. Features integrally-molded spout and strap-fastened polypropylene closure (size 53B fits all sizes).

Catalog No. 2240	-0015	-0025	-0050
Capacity, gal.	1½	2½	5
Calibrations, gal.	¼	¼	1
No. in case	6	6	4
Price, each	\$7.00	\$8.86	\$13.50
Price, per case	37.80	47.84	48.60



### Heavy-Duty Bucket with Graduations

Molded of white linear polyethylene. Non-contaminating, corrosion-resistant. Graduated in pints and liters. Capacity 2½ gallons. Packed 6 per case.

Catalog No.	7002-0025
Price, each	\$15.00
Price, per case of 6	81.00

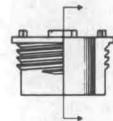


### Hand Pump

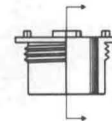
Safe, easy way to dispense liquids from carboys, drums or tanks. This linear polyethylene pump can be inserted 34 inches into container. Capacity approximately ¼ gallon per stroke. Supplied with spout and delivery tube. Packed 6 per case.

Catalog No.	6530-0010
Price, each	\$26.46
Price, per case of 6	142.88

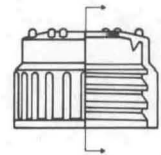
Adapters	Catalog No.	Price, each
2" Buttress thread for standard drum	6531-0010	\$5.24
2" NPT thread for steel, polyethylene drums	6531-0020	5.24
Integral pump adapter and 83B cap for 5-, 6½- and 13-gal. carboys	6531-0030	7.90



6531-0010



6531-0020



6531-0030



### Heavy-Duty Funnels

Extra-heavy construction of conventional or linear polyethylene. Molded ribs for air release.

Catalog No. 4260	-0060	-0100	-0120
Top diameter, in.	6	10	12
Material	CPE	CPE	LPE
Stem length, in.	3½	5½	8¼
Capacity, ml	600	3190	4700
No. in case	12	2	2
Price, each	\$4.62	\$22.02	\$30.44
Price, per case	49.90	39.64	54.79



### Graduated Beaker with Handle

Conventional polyethylene with rectangular handle for easy carrying and pouring. Graduated in pints and milliliters. Packed 6 per case.


Catalog No. 1220	-1250	-2500
Capacity, ml	1250	2500
Price, each	\$11.12	\$13.30
Price, per case of 6	60.05	71.82



### Safety Bottle Carriers

Molded of conventional polyethylene. Carriers hold 5 pt. acid bottles and standard 1 gal. chemical bottles firmly in place and provide cushion to prevent breakage. Snap cover secures bottle in carrier. Accommodates bottles with finger loops. Packed 6 per case.

Catalog No. 6501	-0005	-0010
Size	5 pt.	1 gal.
Price, each	20.40	23.18
Price, per case	110.16	125.17



### Hydrometer Jar

Molded of transparent polymethylpentene, the Nalgene hydrometer jar is crystal clear, has superior chemical resistance and an upper temperature limit of 175°C. The broad polypropylene base gives good stability. Also suitable for use as a lactometer cylinder. O.D. is 2" (50.8 mm). Autoclavable. Packed 6 per case.

Catalog No. 6230	-0500
Capacity, ml	500
Height, in./mm	15.3/389
Price, each	9.96
Price, per case	53.78

# Chemical Resistance

The resins used in the manufacture of Nalgene tanks are highly resistant to most aggressive chemicals. The following chart affords an excellent guide to the performance of Nalgene tanks with most common chemicals.

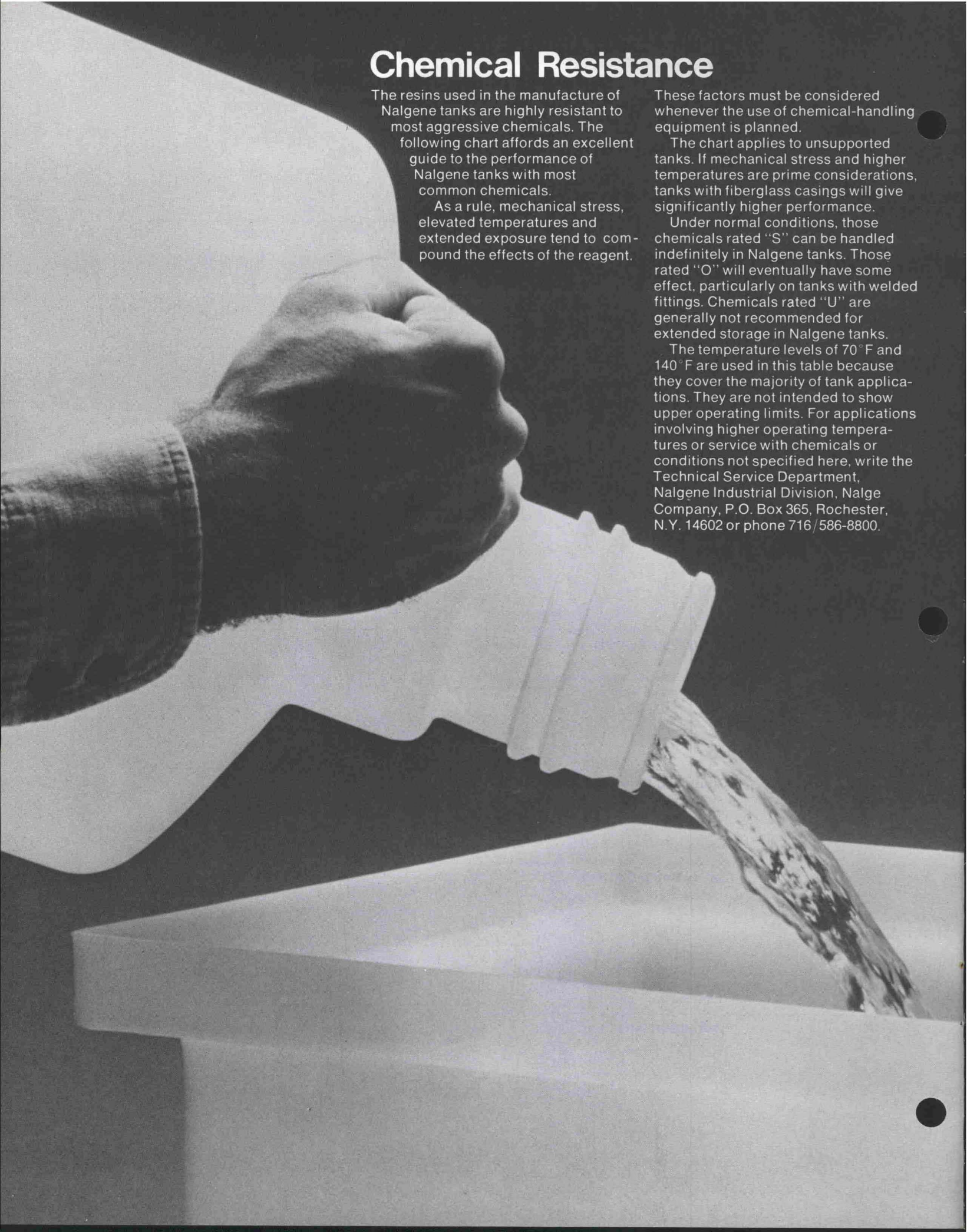
As a rule, mechanical stress, elevated temperatures and extended exposure tend to compound the effects of the reagent.

These factors must be considered whenever the use of chemical-handling equipment is planned.

The chart applies to unsupported tanks. If mechanical stress and higher temperatures are prime considerations, tanks with fiberglass casings will give significantly higher performance.

Under normal conditions, those chemicals rated "S" can be handled indefinitely in Nalgene tanks. Those rated "O" will eventually have some effect, particularly on tanks with welded fittings. Chemicals rated "U" are generally not recommended for extended storage in Nalgene tanks.

The temperature levels of 70°F and 140°F are used in this table because they cover the majority of tank applications. They are not intended to show upper operating limits. For applications involving higher operating temperatures or service with chemicals or conditions not specified here, write the Technical Service Department, Nalgene Industrial Division, Nalge Company, P.O. Box 365, Rochester, N.Y. 14602 or phone 716/586-8800.





**CAUTION:** Service with strong oxidizing agents, stress-cracking agents, chemical mixtures, or at elevated temperatures, may create conditions which can not be defined by a chemical resistance guide. Preliminary testing is recommended for severe or unfamiliar applications.

**Legend**

S—Satisfactory

O—Some Attack

U—Unsatisfactory

(—)—No Test Data

Reagent	Concentration	CPE 70° 140°	LPE/ XLPE <sup>1</sup> 70° 140°	PP 70° 140°	FRP <sup>3</sup> 70° 140°F	Reagent	Concentration	CPE 70° 140°	LPE/ XLPE <sup>1</sup> 70° 140°	PP 70° 140°	FRP <sup>3</sup> 70° 140°F
Acetaldehyde*	40%	O	U	O	U	Chromic Acid	20%	S	S	S	S
Acetic Acid*	1-60%	S	S	S	S	Chromic Acid	up to 50%	S	O	S	O
Acetic Acid*	80-100%	S	O	S	O	Chromic Acid & 50% Sulfuric Acid*		U	U	S	O
Acetone*†		O	U	O	U	Cider*		S	S	S	S
Acrylic Emulsions*		S	S	S	S	Citric Acid*	Sat'd.	S	S	S	S
Adipic Acid		S	S	S	S	Coconut Oil Derivatives		S	S	S	S
Allyl Alcohol*		S	S	S	S	Cola Concentrates*		S	S	S	S
Aluminum Chloride	Conc.	S	S	S	S	Cupric Chloride	Sat'd.	S	S	S	S
Aluminum Fluoride	Conc.	S	S	S	S	Cupric Cyanide	Sat'd.	S	S	S	S
Aluminum Sulfate	Conc.	S	S	S	S	Cupric Fluoride	Sat'd.	S	S	S	S
Alums (all types)	Conc.	S	S	S	S	Cupric Nitrate	Sat'd.	S	S	S	S
Ammonia, Dry Gas	100%	S	S	S	S	Cupric Sulfate	Sat'd.	S	S	S	S
Ammonia, Liquid	100%	O	U	O	U	Cottonseed Oil*		S	S	S	S
Ammonium Carbonate		S	S	S	S	Cresol*		O	U	S	O
Ammonium Chloride	Sat'd.	S	S	S	S	Cuprous Chloride	Sat'd.	S	S	S	S
Ammonium Fluoride	Sat'd.	S	S	S	S	Cyclohexanone*		O	U	O	U
Ammonium Hydroxide*	Conc.	S	S	S	S	Detergents, Synthetic*		S	S	S	S
Ammonium Metaphosphate	Sat'd.	S	S	S	S	Developers, Photographic		S	S	S	S
Ammonium Nitrate	Sat'd.	S	S	S	S	Dextrin	Sat'd.	S	S	S	S
Ammonium Sulfate	Sat'd.	S	S	S	S	Dextrose	Sat'd.	S	S	S	S
Ammonium Sulfide	Sat'd.	S	S	S	S	Diethylphthalate*		O	U	O	U
Ammonium Thiocyanate	Sat'd.	S	S	S	S	Disodium Phosphate		S	S	S	S
Amyl Acetate*†	100%	O	U	O	U	Diazo Salts		S	S	S	S
Amyl Alcohol*	100%	S	S	S	S	Diethylene Glycol*		S	S	S	S
Amyl Chloride	100%	U	U	U	U	Emulsions, Photographic*		S	S	S	S
Aniline*	100%	S	U	S	U	Ethyl Acetate*†	100%	S	O	O	U
Antimony Chloride		S	S	S	S	Ethyl Alcohol*	100%	S	S	S	S
Aqua Regia		O	U	O	U	Ethyl Bromide		O	U	O	U
Arsenic Acid	80%	S	S	S	S	Ethyl Butyrate*		U	U	U	U
Barium Carbonate	Sat'd.	S	S	S	S	Ethyl Chloride†		O	U	O	U
Barium Chloride	Sat'd.	S	S	S	S	Ethyl Ether		O	U	O	U
Barium Hydroxide		S	S	S	S	Ethylene Dichloride*		O	U	O	U
Barium Sulfate	Sat'd.	S	S	S	S	Ethylene Glycol*		S	S	S	S
Barium Sulfide	Sat'd.	S	S	S	S	Fatty Acids*		S	S	S	S
Beer		S	S	S	S	Ferric Chloride	Sat'd.	S	S	S	S
Benzaldehyde*		U	U	U	U	Ferric Nitrate	Sat'd.	S	S	S	S
Benzene*		O	U	O	U	Ferrous Chloride	Sat'd.	S	S	S	S
Benzenesulfonic Acid*	10%	S	O	S	O	Ferrous Sulphate		S	S	S	S
Benzoic Acid	All Conc.	S	S	S	S	Fish Solubles*		S	S	S	S
Bismuth Carbonate	Sat'd.	S	S	S	S	Fluoboric Acid		S	S	S	S
Bleach Lye	10%	S	S	S	S	Fluorine		O	U	O	U
Black Liquor		See Note 2				Fluosilicic Acid	32%	S	S	S	S
Borax	Sat'd.	S	S	S	S	Fluosilicic Acid	Conc.	S	O	S	O
Boric Acid	Conc.	S	S	S	S	Formaldehyde*	40%	S	S	S	S
Bromine Gas	Weak Conc.	U	U	U	U	Formic Acid*	100%	S	S	S	S
Bromine Liquid	100%	U	U	U	U	Freon 12		S	O	S	O
Bromine Water†		O	U	O	U	Fructose	Sat'd.	S	S	S	S
Butanediol*	100%	S	S	S	S	Fruit Pulp*		S	S	S	S
Butyl Acetate†	100%	S	O	S	O	Fuel Oil*		O	U	O	U
Butyl Alcohol*	100%	S	S	S	S	Furfural	100%	O	U	O	U
Butyric Acid	80%	O	U	—	—	Furfuryl Alcohol*		O	U	O	U
Cadmium Salts		S	S	S	S	Gallic Acid*	Sat'd.	S	S	S	S
Calcium Bisulfide		S	S	S	S	Gasoline*†		O	U	O	U
Calcium Carbonate	Sat'd.	S	S	S	S	Gasoline/Benzene*	80/20	U	U	U	U
Calcium Chlorate	Sat'd.	S	S	S	S	Gin*		S	S	S	S
Calcium Chloride	Sat'd.	S	S	S	S	Glucose		S	S	S	S
Calcium Hydroxide		S	S	S	S	Glycerol*		S	S	S	S
Calcium Hypochlorite	Beach Sol'n.	S	S	S	S	Glycols*		S	S	S	S
Calcium Nitrate	50%	S	S	S	S	Glycolic Acid*	30%	S	S	S	S
Calcium Sulfate		S	S	S	S	Grape Sugar	Sat'd.	S	S	S	S
Camphor Oil		O	U	O	U	Heptane*		O	U	S	O
Carbon Dioxide, wet or dry	100%	S	S	S	S	Hydrobromic Acid	50%	S	S	S	S
Carbon Disulfide*		U	U	U	U	Hydrocyanic Acid	Sat'd.	S	S	S	S
Carbon Monoxide		S	S	S	S	Hydrochloric Acid	Conc.	S	S	S	S
Carbon Tetrachloride†		U	U	U	U	Hydrofluoric Acid	60%	S	O	S	O
Carbonic Acid		S	S	S	S	Hydrogen	100%	S	S	S	S
Castor Oil*		S	O	S	O	Hydrogen Chloride Gas, Dry		S	S	S	S
Chloroacetic Acid*	100%	O	U	O	U	Hydrogen Peroxide	30%	S	S	S	S
Chlorine Gas	100%	O	U	O	U	Hydrogen Phosphide	100%	S	S	S	S
Chlorine Liquid		U	U	U	U	Hydroquinone		S	S	S	S
Chlorine Water	Sat'd.	S	O	S	O	Hydrogen Sulfide		S	S	S	S
Chlorobenzene*†		U	U	U	U	Hypochlorous Acid	Conc.	S	S	S	S
Chloroform*†		O	U	O	U	Inks*		S	S	S	S
Chlorosulfonic Acid*		U	U	U	U	Iodine (in KI Sol'n.)	Conc.	O	U	O	U
Chrome Alum	Sat'd.	S	S	S	S	Kerosene*		O	U	O	U

Reagent	Concentration	LPE/ XLPE <sup>1</sup>				FRP <sup>3</sup>				Reagent	Concentration	LPE/ XLPE <sup>1</sup>				FRP <sup>3</sup>													
		70° 140°	70° 140°	70° 140°	70° 140°	70° 140°	70° 140°	70° 140°	70° 140°			70° 140°	70° 140°	70° 140°	70° 140°	70° 140°	70° 140°	70° 140°	70° 140°										
Lactic Acid*	90%	S	S	S	S	S	S	S	S	Potassium Perborate	Sat'd.	S	S	S	S	S	S	S	S	Potassium Perchlorate	10%	S	S	S	S	S	S	S	S
Latex*		O	U	S	O	S	U	—	—	Potassium Permanganate	20%	S	S	S	S	S	S	S	S	Potassium Sulfate	Conc.	S	S	S	S	S	S	S	S
Lead Acetate	Sat'd.	S	S	S	S	S	S	S	S	Potassium Sulfide	Conc.	S	S	S	S	S	S	S	S	Potassium Sulfite	Conc.	S	S	S	S	S	S	S	S
Linseed Oil*		O	U	O	U	S	O	—	—	Potassium Persulfate	Sat'd.	S	S	S	S	S	S	S	S	Propargyl Alcohol*		S	S	S	S	—	—	—	—
Lube Oil*		U	U	O	U	S	O	—	—	Propyl Alcohol*		S	S	S	S	S	S	S	S	Propylene Dichloride*	100%	O	U	O	U	O	U	—	—
Magnesium Carbonate	Sat'd.	S	S	S	S	S	S	S	S	Propylene Glycol*		S	S	S	S	—	—	S	S	Pyridine*		S	O	S	O	S	S	—	—
Magnesium Chloride	Sat'd.	S	S	S	S	S	S	S	S	Pyridine*		S	O	S	O	S	S	—	—	Rayon Coagulating Bath*		S	S	S	S	S	S	—	—
Magnesium Hydroxide	Sat'd.	S	S	S	S	S	S	S	S	Sea Water		S	S	S	S	S	S	S	S	Selenic Acid		S	O	S	O	S	O	—	—
Magnesium Nitrate	Sat'd.	S	S	S	S	S	S	S	S	Shortening*		S	S	S	S	S	S	—	—	Silicic Acid		S	S	S	S	S	S	S	S
Magnesium Sulfate	Sat'd.	S	S	S	S	S	S	S	S	Silver Nitrate Solution		S	S	S	S	S	S	S	S	Soap Solution*	Any Conc'n.	S	S	S	S	S	S	S	S
Malic Acid	10%	S	O	S	O	S	O	S	S	Sodium Acetate	Sat'd.	S	S	S	S	S	S	S	S	Sodium Benzoate	35%	S	S	S	S	S	S	S	S
Mercuric Chloride	Sat'd.	S	S	S	S	S	S	S	S	Sodium Bicarbonate	Sat'd.	S	S	S	S	S	S	S	S	Sodium Bisulfate	Sat'd.	S	S	S	S	S	S	S	S
Mercuric Cyanide	Sat'd.	S	S	S	S	S	S	S	S	Sodium Bisulfite	Sat'd.	S	S	S	S	S	S	S	S	Sodium Borate		S	S	S	S	S	S	S	S
Mercurous Nitrate	Sat'd.	S	S	S	S	S	S	S	S	Sodium Bromide	Conc.	S	S	S	S	S	S	S	S	Sodium Carbonate		S	S	S	S	S	S	S	S
Mercury		S	S	S	S	S	S	S	S	Sodium Chlorate	Sat'd.	S	S	S	S	S	S	S	S	Sodium Chloride	Sat'd.	S	S	S	S	S	S	S	S
Methyl Alcohol*	100%	S	S	S	S	S	S	U	—	Sodium Chloride	Sat'd.	S	S	S	S	S	S	S	S	Sodium Cyanide		S	S	S	S	S	S	S	S
Methyl Bromide		O	U	O	U	O	U	—	—	Sodium Dichromate	Sat'd.	S	S	S	S	S	S	S	S	Sodium Ferricyanide	Sat'd.	S	S	S	S	S	S	S	S
Methyl Chloride*	100%	O	U	O	U	O	—	—	—	Sodium Ferrocyanide	Sat'd.	S	S	S	S	S	S	S	S	Sodium Fluoride	Sat'd.	S	S	S	S	S	S	S	S
Methyl Ethyl Ketone*†	100%	O	U	U	U	S	O	—	—	Sodium Hexametaphosphate		S	S	S	S	S	S	S	S	Sodium Hydroxide*	Conc.	S	S	S	S	S	S	S	U
Methyl Sulfuric Acid*		S	S	S	S	S	S	—	—	Sodium Hypochlorite		S	S	S	S	S	S	S	S	Sodium Nitrate		S	S	S	S	S	S	S	S
Methylene Chloride*	100%	O	U	O	U	O	—	—	—	Sodium Nitrate		S	S	S	S	S	S	S	S	Sodium Sulfate		S	S	S	S	S	S	S	S
Milk		S	S	S	S	S	S	S	S	Sodium Sulfide	Sat'd. Sol'n.	S	S	S	S	S	S	S	S	Sodium Sulfite		S	S	S	S	S	S	S	S
Mineral Oils*		O	U	O	U	O	O	S	S	Sour Crude*		S	O	S	O	S	O	S	S	Stannous Chloride	Sat'd.	S	S	S	S	S	S	S	S
Molasses	Comm.	S	S	S	S	S	S	S	S	Starch Solution*	Sat'd.	S	S	S	S	S	S	S	S	Stannic Chloride	Sat'd.	S	S	S	S	S	S	S	S
Naphtha*		O	U	O	U	S	O	S	S	Starch Solution*	Sat'd.	S	S	S	S	S	S	S	S	Sulfuric Acid	70%	S	O	S	O	S	O	S	S
Naphthalene*		O	U	O	U	S	S	S	S	Stearic Acid*	100%	S	S	S	S	S	S	S	S	Sulfuric Acid*	80%	O	U	O	U	O	U	—	—
Nickel Chloride	Sat'd.	S	S	S	S	S	S	S	S	Sulfur		S	O	S	O	O	U	—	—	Sulfur Dioxide		S	O	S	O	S	O	S	S
Nickel Nitrate	Conc.	S	S	S	S	S	S	S	S	Sulfuric Acid	0-50%	S	S	S	S	S	S	S	S	Sulfuric Acid	70%	S	O	S	O	S	O	S	S
Nickel Sulfate	Sat'd.	S	S	S	S	S	S	S	S	Sulfuric Acid	70%	S	O	S	O	S	O	S	S	Sulfuric Acid	80%	O	U	O	U	O	U	—	—
Nicotine*	Dilute	S	S	S	S	S	—	—	—	Sulfuric Acid*	96%	U	U	U	U	U	U	—	—	Sulfuric Acid, Fuming*		U	U	U	U	U	U	—	—
Nicotinic Acid*		S	S	S	S	S	—	—	—	Sulfurous Acid	Conc.	S	S	S	S	S	S	S	S	Tallow		S	O	S	O	S	S	—	—
Nitric Acid	0-30%	S	S	S	S	O	U	—	—	Tallow		S	O	S	O	S	S	—	—	Tannic Acid*	Conc.	S	S	S	S	S	S	S	S
Nitric Acid	30-50%	S	O	O	U	O	U	—	—	Tartaric Acid	Sat'd.	S	S	S	S	S	S	S	S	Tetrahydrofuran*		O	U	O	U	O	U	—	—
Nitric Acid	70%	O	U	O	U	U	—	—	—	Thionyl Chloride		U	U	U	U	U	U	—	—	Toluene†		O	U	O	U	O	U	S	U
Nitric Acid	95-98%	U	U	U	U	U	U	U	U	Transformer Oil*		S	S	S	S	S	S	—	—	Trisodium Phosphate	Sat'd.	S	S	S	S	S	S	S	S
Nitrobenzene*	100%	U	U	U	U	S	—	—	—	Trichloroethylene		O	U	O	U	O	U	S	S	Turpentine*	Conc.	S	S	S	S	S	S	S	S
Oils and Fats*		O	U	O	U	S	O	S	S	Urea*		S	S	S	S	S	S	S	S	Urine		S	S	S	S	S	S	S	S
Oleic Acid	Conc.	O	U	O	U	S	O	S	S	Urea*		S	S	S	S	S	S	S	S	Vinegar		S	S	S	S	S	S	S	S
Orange Extract		S	S	S	S	S	—	—	—	Vanilla Extract*		S	S	S	S	S	S	—	—	Wetting Agents*		S	S	S	S	S	S	S	S
Oxalic Acid	Sat'd.	S	S	S	S	S	S	S	S	Whiskey*		S	S	S	S	S	S	—	—	Wines*		S	S	S	S	S	—	—	—
Ozone		O	U	O	U	O	—	—	—	Xylene*†		O	U	O	U	O	U	S	U	Yeast		S	S	S	S	S	S	S	S
Palmitic Acid		S	O	S	O	S	S	S	S	Zinc Chloride	Sat'd.	S	S	S	S	S	S	S	S	Zinc Sulfate	Sat'd.	S	S	S	S	S	S	S	S
Perchloric Acid	10%	S	S	S	S	S	S	U	—	Zinc Sulfate	Sat'd.	S	S	S	S	S	S	S	S										
Petroleum Ether*†		O	U	O	U	O	—	—	—																				
Phenol	5%	S	O	S	O	S	—	—	—																				
Phosphoric Acid	50%	S	S	S	S	S	S	S	S																				
Phosphoric Acid	90%	S	O	S	S	S	S	S	S																				
Phosphorus Pentoxide	100%	S	S	S	S	S	O	—	—																				
Phosphorus Trichloride	100%	S	S	—	—	—	—	—	—																				
Photographic Solutions*		S	S	S	S	S	S	U	—																				
Pickling Baths, Sulfuric Acid*		S	S	S	S	S	S	S	S																				
Hydrochloric Acid*		S	S	S	S	S	S	S	S																				
Sulfuric-Nitric*		S	O	S	O	S	O	S	O																				
Picric Acid*	1%	S	O	S	O	S	—	S	O																				
Plating Solutions* (Brass, Cadmium, Chromium, Copper, Gold, Indium, Lead, Nickel, Rhodium, Silver, Tin, Zinc)		S	S	S	S	S	S	S	S																				
Potassium Bicarbonate	Sat'd.	S	S	S	S	S	S	S	S																				
Potassium Borate	1%	S	S	S	S	S	S	S	S																				
Potassium Bromate	10%	S	S	S	S	S	S	S	S																				
Potassium Bromide	Sat'd.	S	S	S	S	S	S	S	S																				
Potassium Carbonate		S	S	S	S	S	S	S	S																				
Potassium Chlorate	Sat'd.	S	S	S	S	S	S	S	S																				
Potassium Chloride	Sat'd.	S	S	S	S	S	S	S	S																				
Potassium Chromate	40%	S	S	S	S	S	S	S	S																				
Potassium Cyanide	Sat'd.	S	S	S	S	S	S	S	S																				
Potassium Dichromate	40%	S	S	S	S	S	S	S	S																				
Potassium Ferri/ Ferro Cyanide	Sat'd.	S	S	S	S	S	S	S	S																				
Potassium Fluoride		S	S	S	S	S	S	S	S																				
Potassium Hydroxide*		S	S	S	S	S	S	S	S																				
Potassium Nitrate	Sat'd.	S	S	S	S	S	S	S	S																				

## Ordering Information

Nalgene tanks and other products are sold by authorized distributors or directly to original equipment manufacturers throughout the United States and Canada. Contact our area representative on the list enclosed or the home office for the source most convenient to you.

Order by complete catalog number, including 4-digit size

## Prices and specifications are subject to change without notice.

Return Goods Procedure:

Authorized returns must carry on the outside of the carton a Nalge "Authorized Return" label. These labels are available from the Nalgene Industrial Division Customer Service Department.

- Warranty repairs authorization requests must provide information regarding date of purchase, purchase order

## Nalge: Who We Are

Nalge Company operates through two divisions—Nalgene Industrial Division, which makes and markets the tanks and accessories in this catalog, and Nalgene Labware Division, the world leader in reusable plastic laboratory ware. Storage and dispensing equipment made by the Labware Division are shown on pages 29, 30 and 31.

The Industrial Division started in 1948 in Cleveland, Ohio, as American Agile Company, a pioneer in powder molding (the forerunner of rotational molding), plastic welding and fabrication. Part of that company's name survives today in the "Agile"® brand-name which appears on selected products.

Nalge Company is in turn one of 34 operating units of Sybron Corporation scattered across the U.S. and in 21 countries around the world. Sybron's diversified operations


include instrumentation, equipment, chemicals and supplies for the process industries, laboratories and professional health market, water and waste treatment and other applications. Among the many other divisions of this Fortune 500 corporation are Taylor (process control equipment, health-monitoring and weather-recording instruments), Pfaudler (glassed-steel tanks, processing vessels and chemical reactors), Castle (sterilizers, washers, surgical lights, and surgical tables), Ritter (dental chairs, lights and X-ray equipment), Barnstead (water demineralizers and stills), Gamlen, Tanatex and Jersey State Chemical (specialty chemicals) and Thermolyne (laboratory ovens, hot plates and stirrers). Nalge Company is proud to be part of the progressive and growing Sybron family.


Terms of sale and delivery information can be obtained from your local supplier or area representative.

number, Nalge invoice number and nature of defect.


- Returns for warranty repairs or replacement must show number and date of authorization on the "Authorized Return" label.

For assistance: Call your Nalgene Industrial Division representative or our Customer Service Department: (716) 586-8800.






A



B



C



D

**A.** Some of the eleven 22-gallon Nalgene rectangular tanks used as chemical solution replenisher tanks by Du Art Film Laboratories, Inc., New York, N.Y. Tanks are equipped with overflow fittings (front near top), bottom drains and inlet fittings. Du Art is one of the oldest and most versatile labs handling motion picture film and video tape for feature films, TV and industrial films in the New York City area. Du Art uses Nalgene tanks to hold ferricyanide bleach and sulfuric acid stop bath as well as for various developers, neutralizers and pre-hardener—ten different chemicals in all.

**B.** One of Jamaica (N.Y.) Water Supply Company's 59 pumping stations, each of which has two Nalgene tanks for holding fluoride solution and bleach. These tanks (most are 55-gallon capacity) have been in continuous service for over four years and Jamaica's engineers expect them to last for years to come.

**C.** Two 55-gallon and two 30-gallon conical-bottom Nalgene tanks serve eight medical film processors for the x-ray Department at St. Luke's Methodist Hospital, Cedar Rapids, Iowa. These CPE tanks have been in use for over two years to contain acids that would corrode most metal tanks. "The whole department depends on these tanks and the chemical supply system," says Douglas D. Drahn, Administrative Technologist for the hospital's Radiology Department. The tanks were custom-fitted by Nalge with hinged-lids and drainage outlets for this installation.

**D.** Nalgene carboys, some in use for 20 years, line the shelves in the darkroom at Shannon-Conlon Associates in Rochester, N.Y. The carboys are used to mix, store and dispense complete black and white processing chemistry including developer, stop bath and fixer and color chemistry with the exception of the developers which are mixed when needed.

**For more information: Nalge Company, Nalgene Industrial Division, P.O. Box 365, Rochester, N.Y. 14602 U.S.A.**

**SYBRON | Nalge**